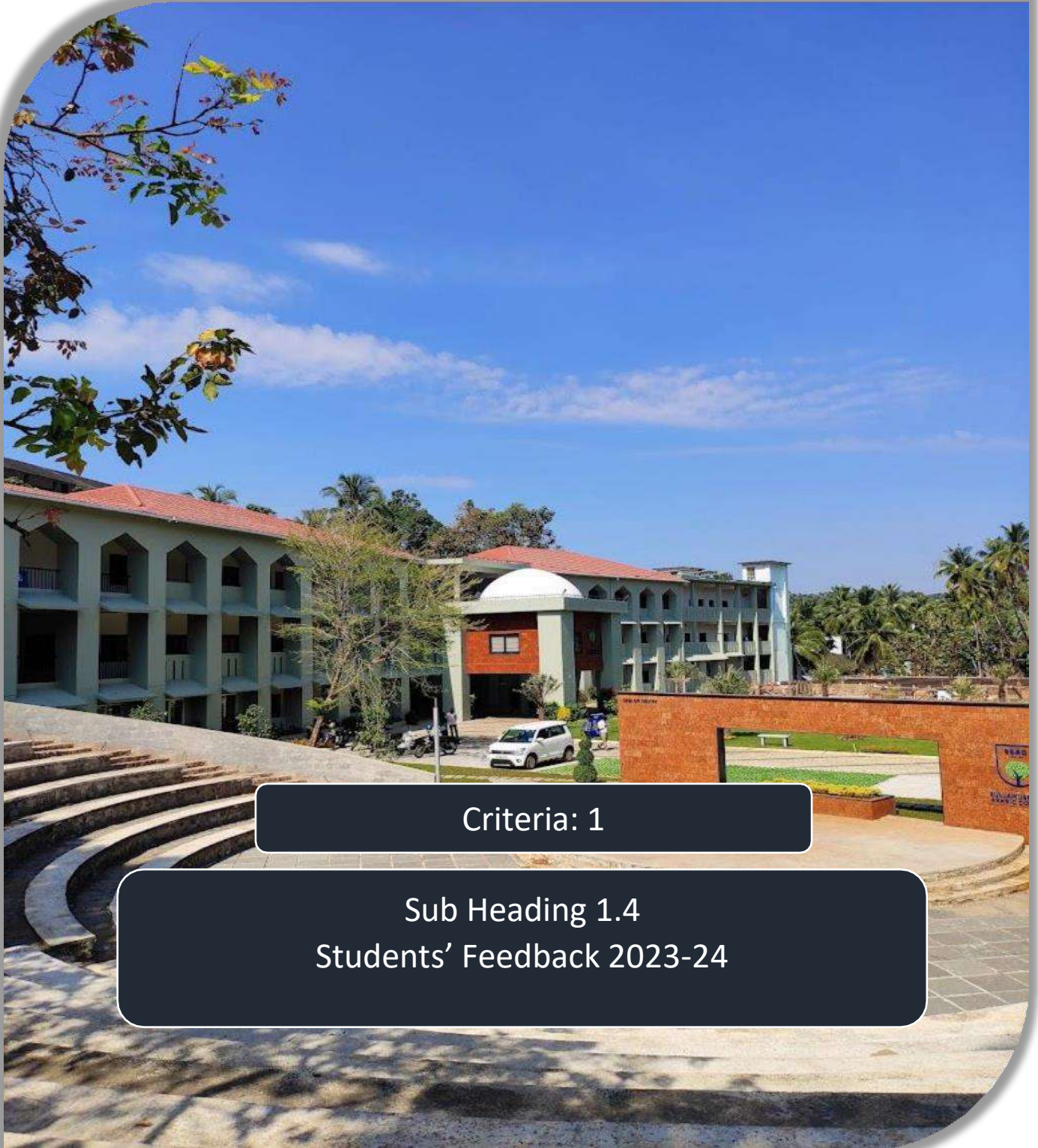


Sullamussalam Arabic College, Areekode

Aided by Govt. of Kerala, Affiliated to University of Calicut Areekode, Malappuram, Kerala, 673639 ,0483 2960236,
sullamareakode@gmail.com Recognized and Aided by the Govt of Kerala Affiliated to the University of Calicut
Accredited by the NAAC with B++ Grade 3.00 CGPA in the First Cycle

www.ssac.ac.in | sullamareakode@gmail.com | 0483 296 02 36



Criteria: 1

Sub Heading 1.4
Students' Feedback 2023-24

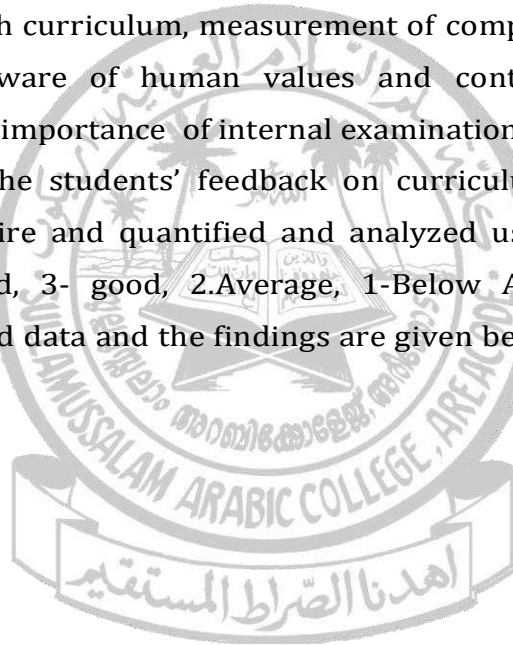
Submitted to:

Students Feedback Report 2023-24

The Internal Quality Assurance Cell (IQAC) of Sullamussalam Arabic College collects student feedback on the curriculum through Offline. A well-designed and structured questionnaire was used to collect student response. The questionnaire is directly distributed to the students and collect the information related to the curriculum.

Objectives of the feedback. The objective of the feedback survey is to analyze the relevance and importance of the curriculum, and how far it has attained in satisfying the need of the academic community. The structured questionnaire includes questions related to various aspects of the curriculum which are highly relevant to students. The survey includes questions related to the improvement of academic skills through curriculum, measurement of competency skills, sufficiency of additional skill, aware of human values and contents and objectives of curriculum design and importance of internal examination etc.

About the Survey. The students' feedback on curriculum is collected through structured questionnaire and quantified and analyzed using five-point scales (5- excellent, 4-very good, 3- good, 2.Average, 1-Below Average). The model of questionnaire, collected data and the findings are given below.



Model of questionnaire



Sullamussalam Arabic College, Areacode

Areacode (PO)- 673639, Malappuram, Kerala 0483 2850236. ssac.ac.in
sullamareacode@gmail.com. Recognized and Aided by the Govt. of
 Kerala (Affiliated to the University of Calicut)

Rate your satisfaction based on your experience in the curriculum of the college in the below column. Your feedback will help our college to evaluate the service it provide to students and area that need improvement for the quality of teaching and learning experience in the college

Name :

Department :

Academic Year :

TEACHERS' FEEDBACK ON CURRICULUM 2023-24

SI No.	Statement	Excellent (5)	Very Good (4)	Good (3)	Average (2)	Below Average (1)
1	How much do the curriculum help to improve your academic knowledge and skill?					
2	How far is the contents of the course are in conformity with the learning outcome?					
3	How far do the course and curriculum offer academic-related seminars, workshops, conferences, and industrial visits to enhance your creativity and knowledge in and out of					
4	How far does the college facilities (the library, computer lab, e-resources, etc.) support your learning enrichment?					
5	How far does classroom communication stimulate your thinking and learning abilities?					
6	Rate the course in terms of extra learning and self-learning considering the design of the curriculum.					
7	The curriculum is designed so as to enhance your employability.					
8	How are the internal evaluation processes effective in achieving competency skills and self-assessment for individuals?					

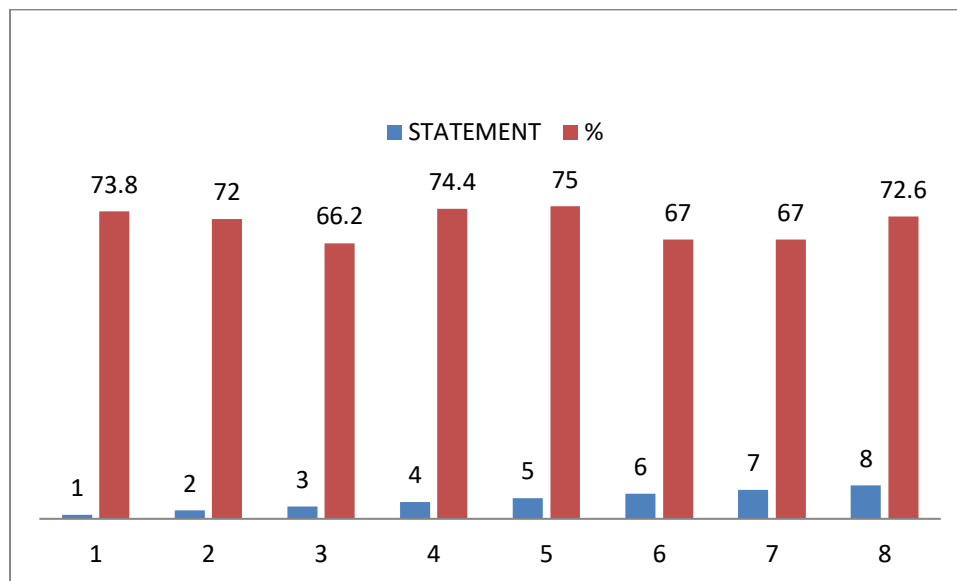
Name

Signature

SULLAMUSSALAM ARABIC COLLEGE, AREEKODE

STUDENT'S FEEDBACK ON CURRICULUM 2023-24

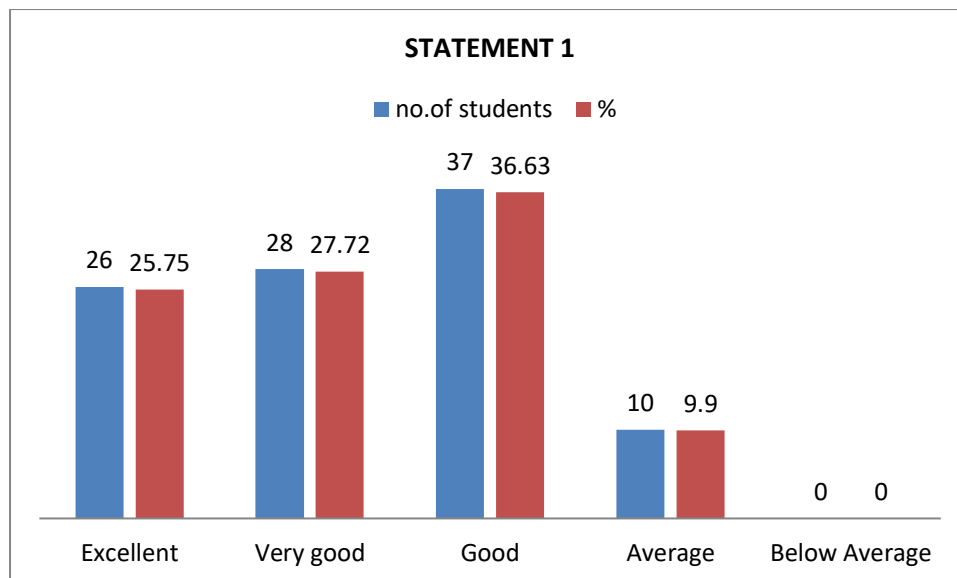
SL NO	Statement		Excellent	Very good	Good	Average	Below Average	%	Mean Score	Total
1	How much do the curriculum help to improve your academic knowledge and skill?	N	26	28	37	10	0	73.8	3.69	101
		%	25.75	27.72	36.63	9.90	0			
2	How far is the contents of the course are in conformity with the learning outcome?	N	22	30	36	13	0	72	3.6	101
		%	21.78	29.71	35.64	12.87	0			
3	How far do the course and curriculum offer academic-related seminars, workshops, conferences, and industrial visits to enhance your creativity and knowledge in and out of	N	16	28	35	16	6	66.2	3.31	101
		%	15.84	27.72	34.65	15.84	5.95			
4	How far does the college facilities (the library, computer lab, e-resources, etc.) support your learning enrichment?	N	31	26	30	13	1	74.4	3.72	101
		%	30.69	25.74	29.70	12.87	0.99			
5	How far does classroom communication stimulate your thinking and learning abilities?	N	26	38	24	13	0	75	3.76	101
		%	25.74	37.62	23.76	12.87	0			
6	Rate the course in terms of extra learning and self-learning considering the design of the curriculum.	N	14	30	38	16	3	67	3.35	101
		%	13.86	29.70	37.62	15.84	2.97			
7	The curriculum is designed so as to enhance your employability.	N	15	26	42	16	2	67	3.35	101
		%	14.85	25.74	41.58	15.84	1.98			
8	How are the internal evaluation processes effective in achieving competency skills and self-assessment for individual	N	21	31	42	5	2	72..6	3.63	101
		%	20.79	30.69	41.58	4.95	1.98			

DIAGRAM.1 STUDENTS RESPONSE OVER CURRICULUM DURING 2023-24

INTERPRETATION

The data indicates that the curriculum and college resources generally support students' academic growth. Classroom communication and college facilities, such as the library and computer labs, are highly effective in stimulating learning, with mean scores of 3.76 and 3.72, respectively. The curriculum is also seen as helpful in improving academic knowledge and skills, with a mean score of 3.69. However, there are areas for improvement, such as the provision of academic-related seminars, workshops, and other activities to enhance creativity, which received a lower score of 3.31. Additionally, both the encouragement of extra and self-learning and the design of the curriculum to enhance employability received moderate scores of 3.35, suggesting room for further development. Lastly, internal evaluation processes are generally effective in promoting self-assessment and competency, with a mean score of 3.63.

1.1 The curriculum helps to improve the academic knowledge and skills of students



INTERPRETATION

The data shows that the majority of students feel the curriculum helps improve their academic knowledge and skills. Specifically, 36.63% rated it as "Good," and 27.72% rated it as "Very Good." A smaller portion, 25.75%, rated it as "Excellent." Only 9.9% rated it as "Average," and no students gave it a "Below Average" rating. This suggests that overall, students are generally satisfied with how the curriculum contributes to their academic growth.

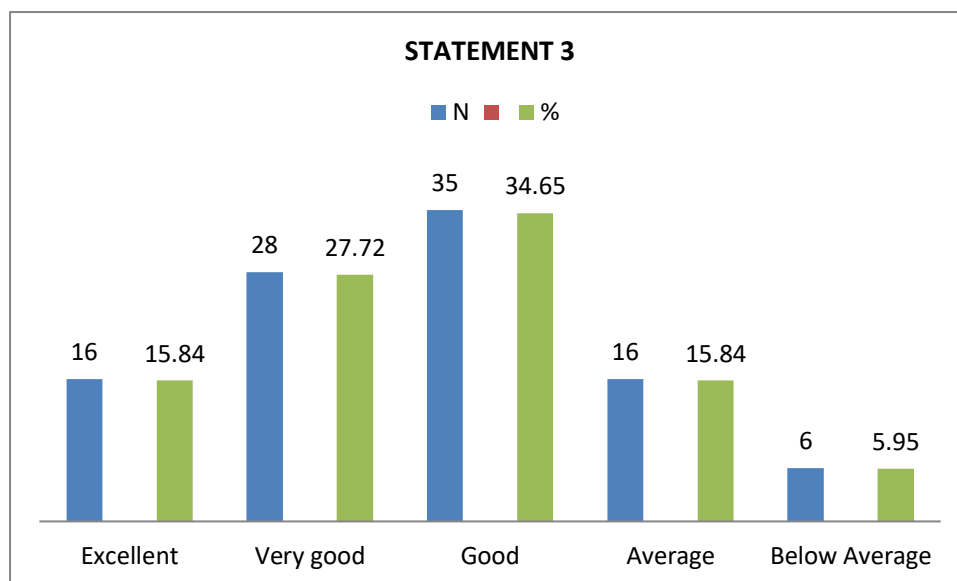
1.2 Contents of the course ensure the learning outcome



INTERPRETATION

The data for Statement 2 shows a mostly positive response from participants. Out of 101 respondents, 22 (21.78%) rated the statement as "Excellent," 30 (29.71%) rated it as "Very Good," 36 (35.64%) rated it as "Good," and 13 (12.87%) rated it as "Average." No respondents rated the statement as "Below Average." This suggests that the statement received generally favorable feedback, with the highest percentage (35.64%) choosing "Good" and a significant number (29.71%) rating it as "Very Good." The absence of "Below Average" responses further indicates overall satisfaction.

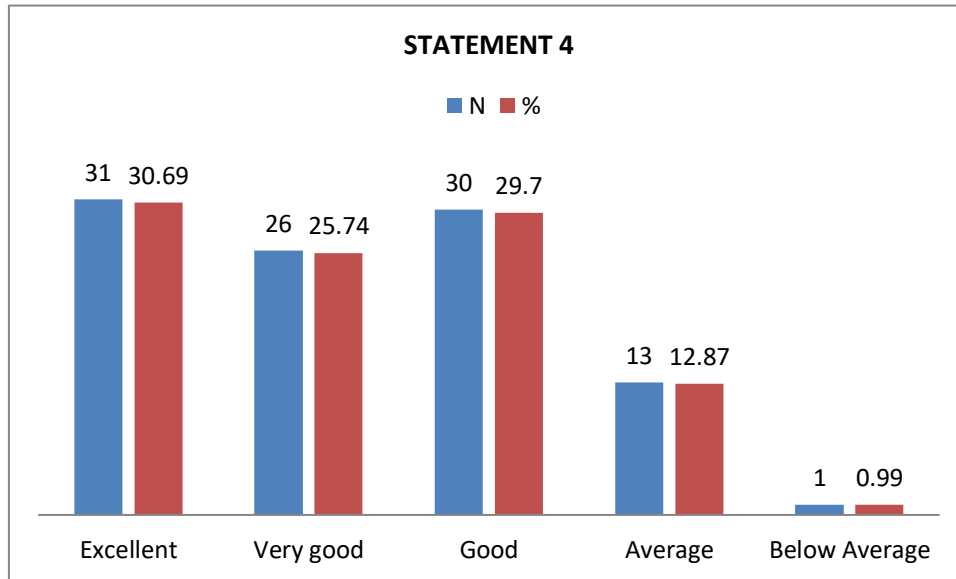
1.3 Scope of Academic related seminar



INTERPRETATION

The data provided represents a distribution of ratings for a certain subject, with the categories being "Excellent," "Very good," "Good," "Average," and "Below Average." The total number of responses in each category is given, along with the corresponding percentage. It shows that the majority of responses fall in the "Good" (34.65%) and "Very good" (27.72%) categories, suggesting that most participants have a favorable opinion. The "Excellent" and "Average" categories have equal percentages (15.84%), while the "Below Average" category has the lowest percentage at 5.95%. Overall, the distribution indicates a generally positive assessment, with only a small portion expressing dissatisfaction.

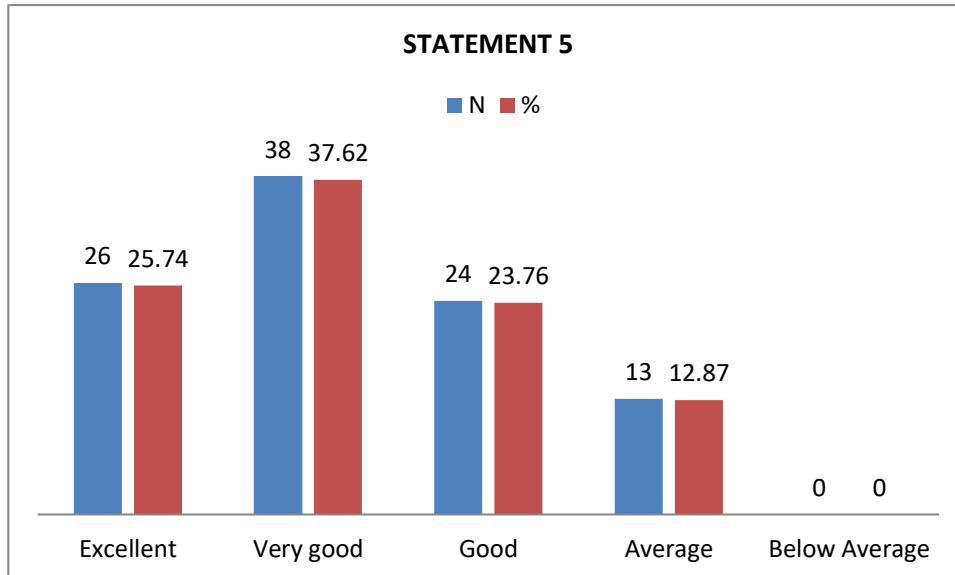
1.4 College facilities and learning outcome



INTERPRETATION

The data shows the distribution of ratings for a certain subject, with most responses falling in the "Excellent" (30.69%) and "Good" (29.7%) categories, indicating a generally positive assessment. The "Very good" category received 25.74%, while the "Average" category has a smaller share at 12.87%. Only 0.99% of responses were rated as "Below Average," highlighting a very small amount of dissatisfaction. Overall, the majority of responses are favorable, with very negative or neutral opinions.

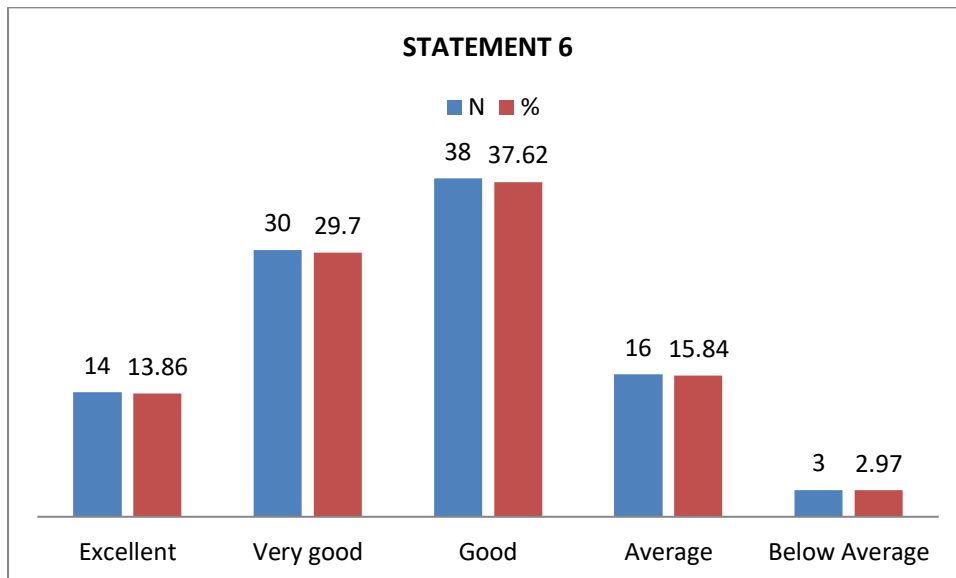
1.5 Classroom communication and learning abilities



INTERPRETATION

The data for Statement 5 shows a positive overall response distribution. Out of 101 respondents, 26 (25.74%) rated the statement as "Excellent," 38 (37.62%) rated it as "Very Good," 24 (23.76%) rated it as "Good," and 13 (12.87%) rated it as "Average." Notably, no respondents selected "Below Average." This indicates that most respondents had favorable views of the statement, with the largest group (37.62%) choosing "Very Good" and only a small portion (12.87%) rating it as "Average." The absence of "Below Average" ratings further reflects a generally positive perception.

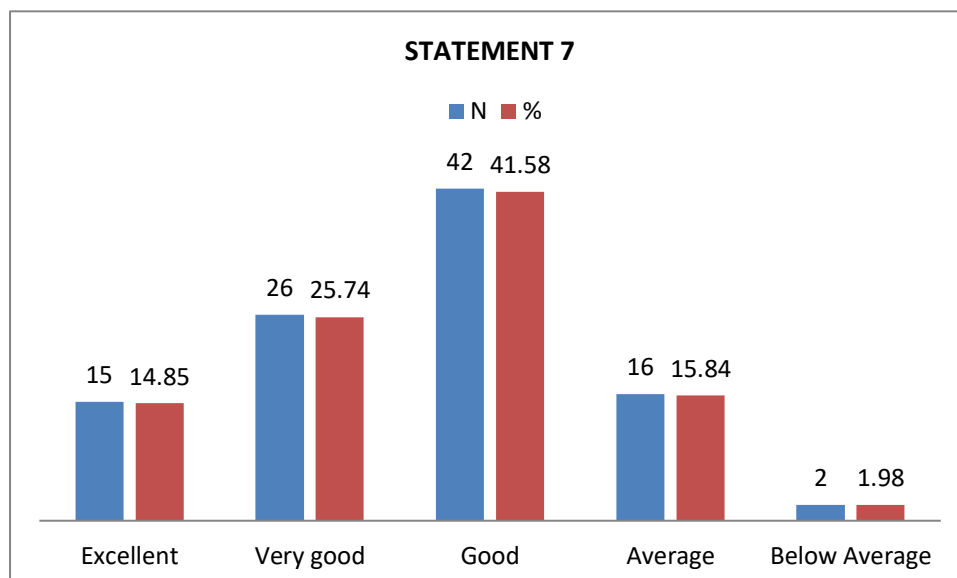
1.6 Extra learning and self-learning



INTERPRETATION

The data presented shows the distribution of responses to a statement on a rating scale of "Excellent" to "Below Average." Out of 101 total respondents, 14 (13.86%) rated the statement as "Excellent," 30 (29.7%) rated it as "Very Good," 38 (37.62%) rated it as "Good," 16 (15.84%) rated it as "Average," and 3 (2.97%) rated it as "Below Average." This suggests that the majority of respondents had positive perceptions of the statement, with the highest proportion (37.62%) rating it as "Good" and a significant portion (29.7%) rating it as "Very Good." Only a small percentage (2.97%) rated it as "Below Average," indicating general satisfaction.

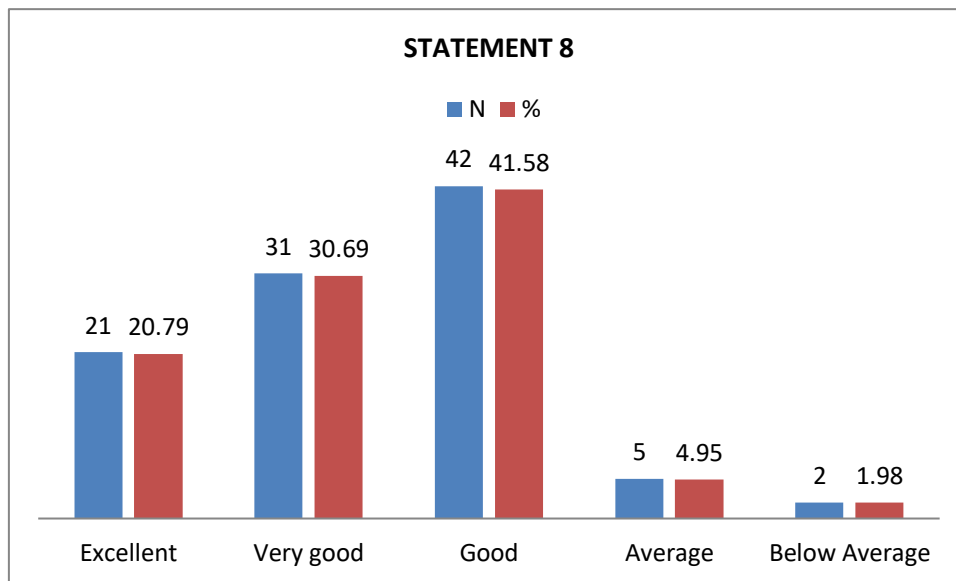
1.7 Curriculum and employability



INTERPRETATION

The responses to Statement 7 show a mix of opinions, with the majority rating it positively. A significant portion, 41.58%, considered it "Good," and 25.74% rated it as "Very Good." A smaller group, 14.85%, found it "Excellent." However, there was also a notable percentage, 15.84%, who felt it was only "Average." Only a few respondents, 1.98%, rated it as "Below Average." This suggests that while most respondents viewed the statement positively, there was some variation in how it was perceived.

1.8 Internal Evaluation



INTERPRETATION

The responses to Statement 8 show a generally positive evaluation. The majority of respondents rated the statement favorably, with 41.58% selecting "Good" and 30.69% choosing "Very Good." A smaller portion, 20.79%, rated it as "Excellent," indicating some strong approval. Only a few respondents rated it as "Average" (4.95%) or "Below Average" (1.98%), suggesting that most people found the statement to be at least satisfactory. Overall, the data indicates that the statement was well-received, with the majority of respondents providing positive feedback.

Action Taken Report on Student Feedback on Curriculum (2023-24)

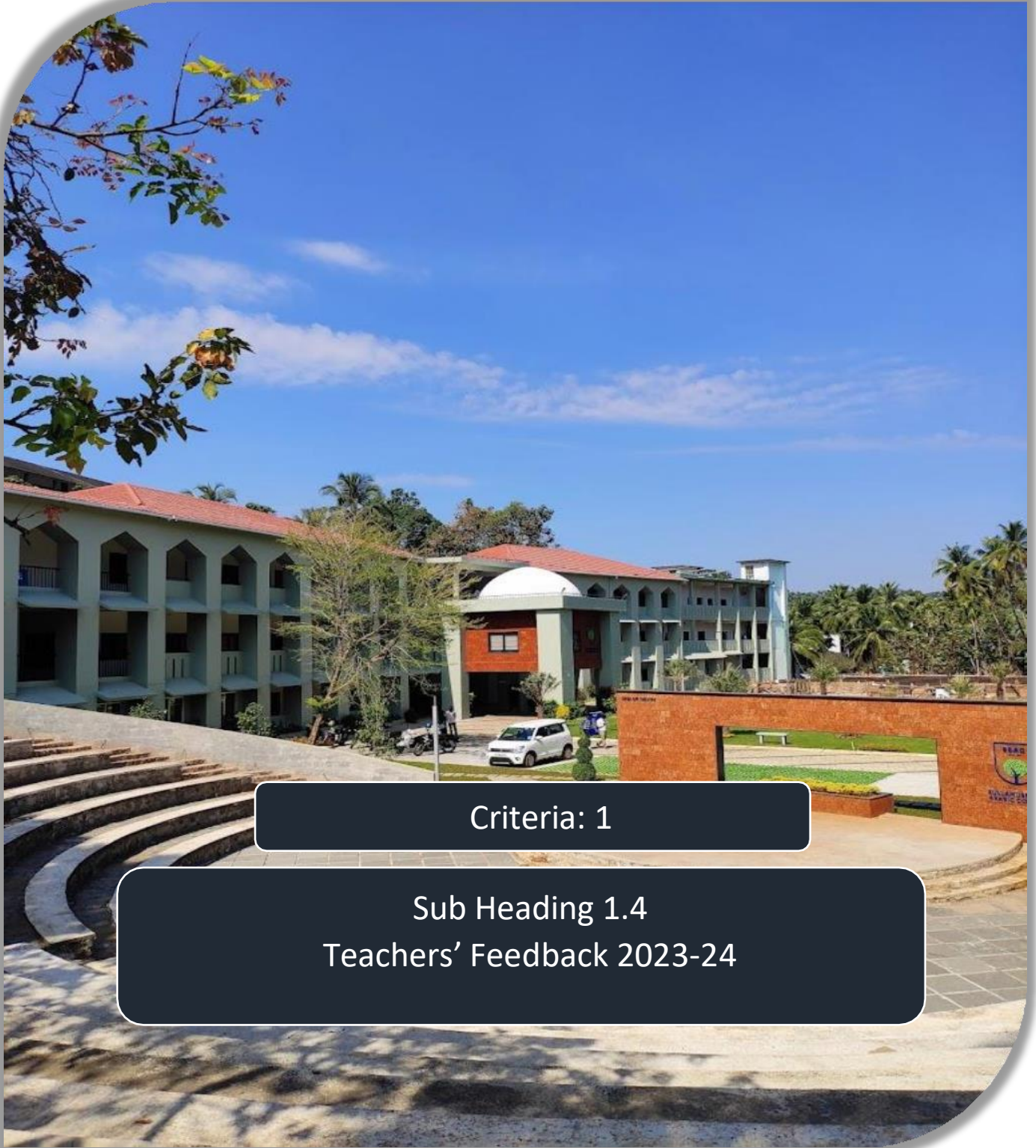
The student feedback for the academic year 2023-24 indicates a generally positive response towards various aspects of the curriculum. The following actions are planned based on the analysis of the feedback:

1. **Curriculum Impact on Academic Knowledge and Skills:** 73.8% of students rated the curriculum as "Good" to "Excellent" in terms of improving their academic knowledge and skills. The mean score of 3.69 suggests a need for continuous enhancement. Action will be taken to review and update the curriculum to ensure more effective skill development.
2. **Conformity with Learning Outcomes:** 72% of students felt the course content aligns well with the learning outcomes. However, some students rated it "Average" (12.87%). To address this, the course structure and content will be reassessed to ensure better alignment with desired learning outcomes.
3. **Workshops, Seminars, and Industrial Visits:** 66.2% of students felt the curriculum offered adequate academic-related activities, but 15.84% rated it "Average" and 5.95% "Below Average." It is clear that there is room for improvement in this area. More seminars, workshops, and industrial visits will be incorporated to enhance creativity and knowledge outside of the classroom.
4. **College Facilities Support:** The feedback indicates that 74.4% of students rated college facilities, such as the library, computer labs, and e-resources, positively. The mean score of 3.72 suggests these facilities are effective in supporting learning, but continuous investment in infrastructure will be prioritized to maintain and improve these resources.
5. **Classroom Communication:** 75% of students rated classroom communication positively. With a mean score of 3.76, it's clear that teaching methods are stimulating students' thinking and learning. However, there is still scope for faculty to adopt more interactive methods to further engage students in the learning process.
6. **Extra Learning and Self-Learning:** Only 67% of students felt the curriculum supported extra learning and self-learning. Given the relatively lower score of 3.35, efforts will be made to incorporate more opportunities for independent learning and resource-based assignments to foster greater academic engagement.
7. **Employability Enhancement:** 67% of students believe the curriculum is designed to enhance employability. The feedback suggests a need to align the course with industry demands. The curriculum will be updated with more focus on practical skills and employability aspects to prepare students for the job market effectively.
8. **Internal Evaluation Processes:** 72.6% of students rated internal evaluations as effective for assessing competency and self-assessment. The mean score of 3.63 is positive, but the evaluation system will be reviewed for improvements in feedback quality and transparency to ensure better skill development.

Sullamussalam Arabic College, Areekode

Aided by Govt. of Kerala, Affiliated to University of Calicut Areekode, Malappuram, Kerala, 673639 ,0483 2960236,
sullamareakode@gmail.com Recognized and Aided by the Govt of Kerala Affiliated to the University of Calicut
Accredited by the NAAC with B++ Grade 3.00 CGPA in the First Cycle

www.ssac.ac.in | sullamareakode@gmail.com | 0483 296 02 36



Criteria: 1

Sub Heading 1.4
Teachers' Feedback 2023-24

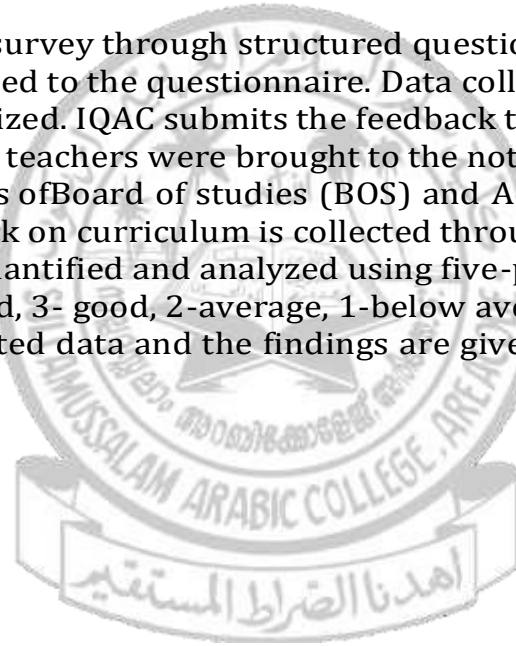
Submitted to:

Teacher's Feedback on curriculum- 2023-24

The affiliated college has no role in designing the curriculum and syllabus. Even though the college and IQAC usually conducts curriculum survey of teachers when the University introduces major changes in the curriculum design. If the university makes any changes in the syllabus, the college and IQAC provide training to the teachers regarding the changed syllabus.

About the Survey.

IQAC conducted the survey through structured questionnaire and 22 teachers are responded to the questionnaire. Data collected, analyzed and findings are summarized. IQAC submits the feedback to college council and the suggestions from teachers were brought to the notice of University through the members of Board of studies (BOS) and Academic Council. The teachers feedback on curriculum is collected through structured questionnaire and quantified and analyzed using five-point scales (5-excellent, 4-very good, 3- good, 2-average, 1-below average). The model of questionnaire, collected data and the findings are given below.



Model of questionnaire



Sullamussalam Arabic College, Areacode

Areacode (PO)- 673639, Malappuram, Kerala 0483 2850236.
 ssac.ac.in sullamareacode@gmail.com. Recognized and Aided
 by the Govt. of Kerala (Affiliated to the University of Calicut)

Rate your satisfaction based on your experience in the curriculum of the college in the below column. Your feedback will help our college to evaluate the service it provide to students and area that need improvement for the quality of teaching and learning experience in the college

Name :

Department :

Academic Year :

TEACHERS' FEEDBACK ON CURRICULUM 2023-24

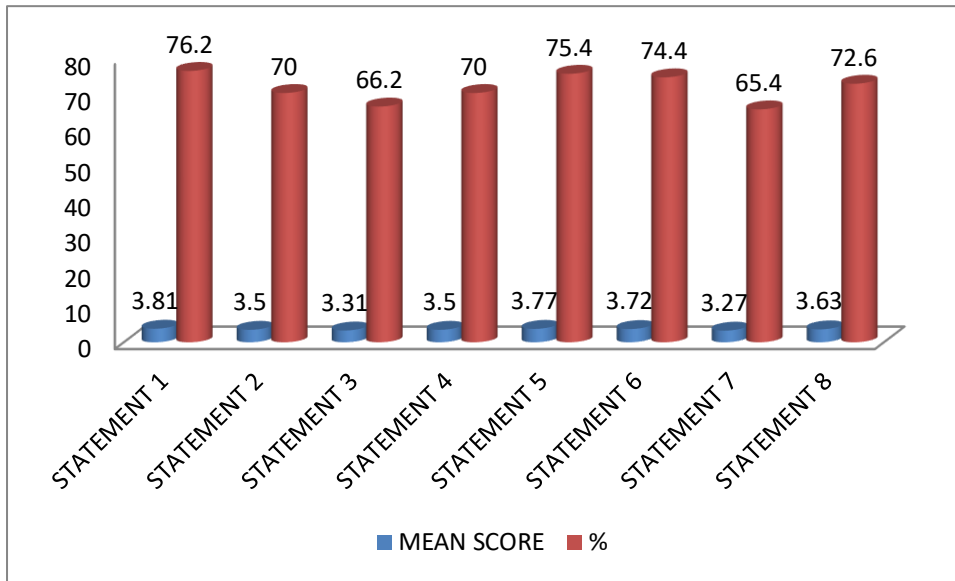
SI No.	Statement	Excellent (5)	Very Good (4)	Good (3)	Average (2)	Below Average (1)
1	How far the objectives and modules of the syllabus do help to deliver appropriate knowledge to the students?					
2	Does the content of the syllabus offer sufficient skill to meet the demand for students' employability?					
3	The curriculum is updated timely, and the revision is according to the recent developments in the field of study.					
4	The Curriculum is as per the need of the students					
5	The Curriculum provides opportunities for conducting research and projects related activities.					
6	The Curriculum has the potential to develop the habit of self-learning among students.					
7	The opinion of the faculty members is taken into account during curriculum revision.					
8	The evaluation process helps to understand the improvement of the students.					

Name
Signature

SULLAMUSSALAM ARABIC COLLEGE, AREACODE

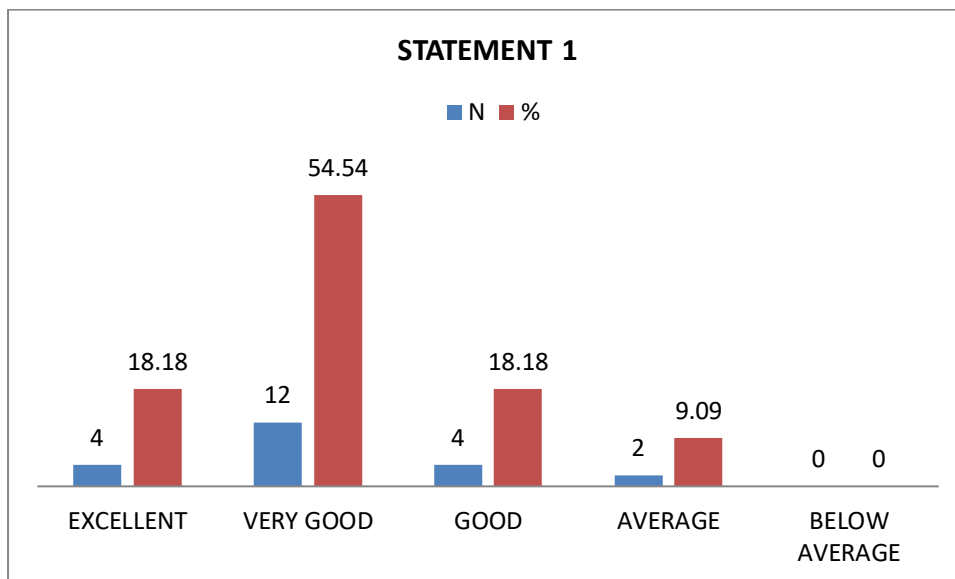
TEACHERS FEEDBACK ON CURRICULUM 2023-24

Sl. no	Statement		Excellent	Very Good	Good	Average	Below average	%	Mean Score	N
1	How far the objectives and modules of the syllabus do help to deliver appropriate knowledge to the students?	N	4	12	4	2	0	76.2	3.81	22
		%	18.18	54.54	18.18	9.09	0			
2	Does the content of the syllabus offer sufficient skill to meet the demand for students employability?	N	2	10	8	2		70	3.5	22
		%	9.09	45.45	36.36	9.09	0			
3	The curriculum is updated timely, and the revision is according to the recent developments in the field of study.	N	5	5	4	8	0	66.2	3.31	22
		%	22.72	22.72	18.18	36.36	0			
4	The Curriculum is as per the need of the students	N	3	7	10	2	0	70	3.5	22
		%	13.63	31.81	45.45	9.09	0			
5	The Curriculum provides opportunities for conducting research and projects related activities.	N	3	11	5	2	1	75.4	3.77	22
		%	13.63	50	22.72	9.09	4.54			
6	The Curriculum has the potential to develop the habit of self-learning among students.	N	3	12	5	2	0	74.4	3.72	22
		%	13.63	54.54	22.72	9.09	0			
7	The opinion of the faculty members is taken into account during curriculum revision.	N	2	9	7	2	1	65.4	3.27	22
		%	9.09	40.9	31.81	9.09	4.54			
8	The evaluation process helps to understand the improvement of the students.	N	3	10	7	2	0	72.6	3.63	22
		%	13.63	45.45	31.81	9.09	0			

FIGUER.1. TEACHERS FEEDBACK ON OVER CURRICULUM**INTERPRETATION**

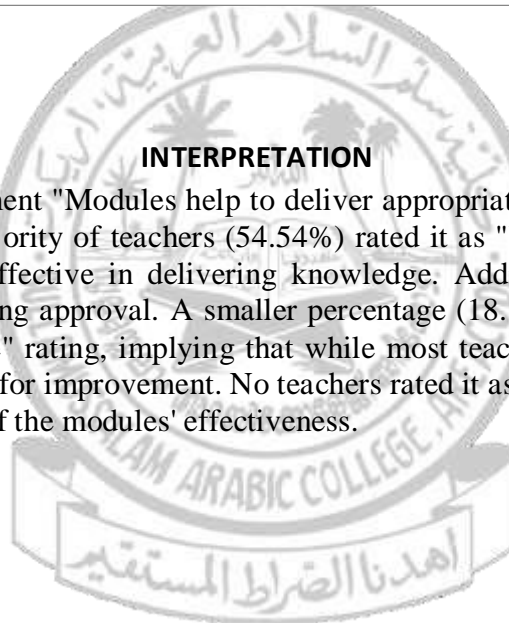
The teachers' feedback reflects over curriculum generally positive opinions on the statements, with most receiving scores above 3.0, indicating a good level of satisfaction. Statement 1 received the highest mean score of 3.81 (76.2%), suggesting strong approval from teachers. Other statements, such as Statements 5 (3.77, 75.4%) and 6 (3.72, 74.4%), also received high ratings, highlighting overall positive feedback. Statements 2, 4, and 8 scored moderately well, with mean scores ranging from 3.5 to 3.63, showing that teachers are mostly content with these areas. However, Statements 3 (3.31, 66.2%) and 7 (3.27, 65.4%) received slightly lower scores, indicating some areas where improvement may be necessary. Overall, the feedback demonstrates a favorable response, with only a few areas that may require further attention.

1.1 Modules help to deliver appropriate knowledge to the students

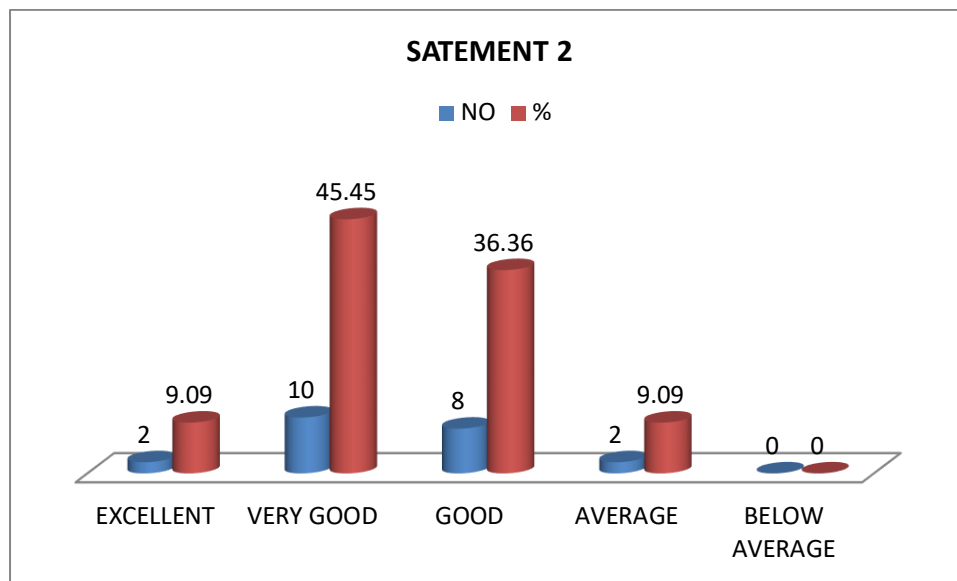


INTERPRETATION

The feedback on the statement "Modules help to deliver appropriate knowledge to the students" is mostly positive. The majority of teachers (54.54%) rated it as "Very Good," suggesting they believe the modules are effective in delivering knowledge. Additionally, 18.18% rated it as "Excellent," indicating strong approval. A smaller percentage (18.18%) rated it as "Good," and 9.09% gave it an "Average" rating, implying that while most teachers are satisfied, there are a few who feel there is room for improvement. No teachers rated it as "Below Average," reflecting an overall favorable view of the modules' effectiveness.



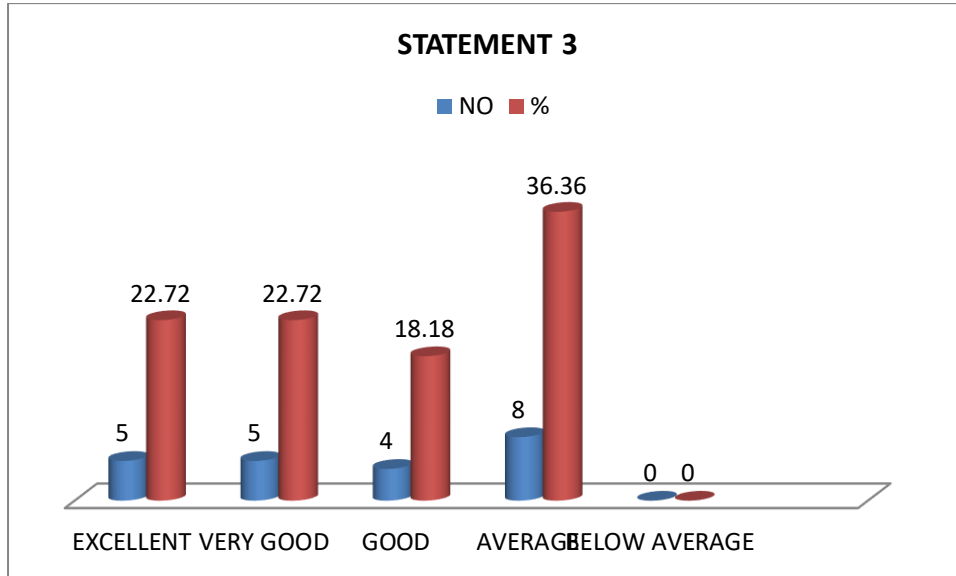
1.2 Content of the syllabus and employability



INTERPRETATION

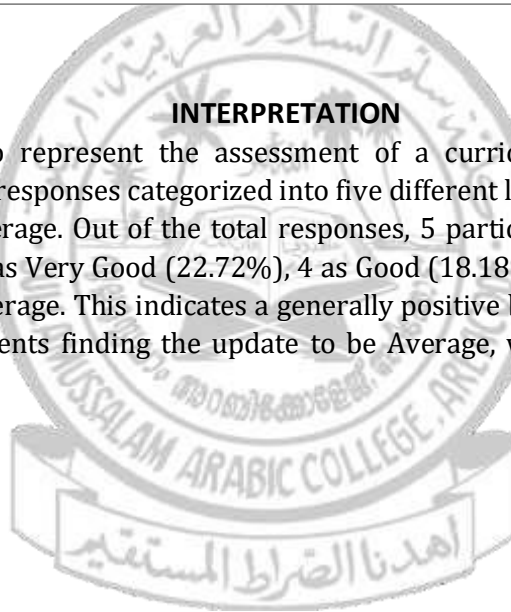
The feedback on the statement "Content of the syllabus and employability" is generally positive, with most teachers expressing satisfaction. Nearly half of the teachers (45.45%) rated it as "Very Good," indicating they believe the syllabus content effectively supports employability. A significant portion (36.36%) rated it as "Good," suggesting that while the content is helpful, there may be some areas for improvement. Smaller percentages rated it as "Excellent" (9.09%) or "Average" (9.09%), indicating that some teachers see room for enhancement. No one rated the content as "Below Average," reflecting an overall favorable opinion.

1.3. Updation of curriculum

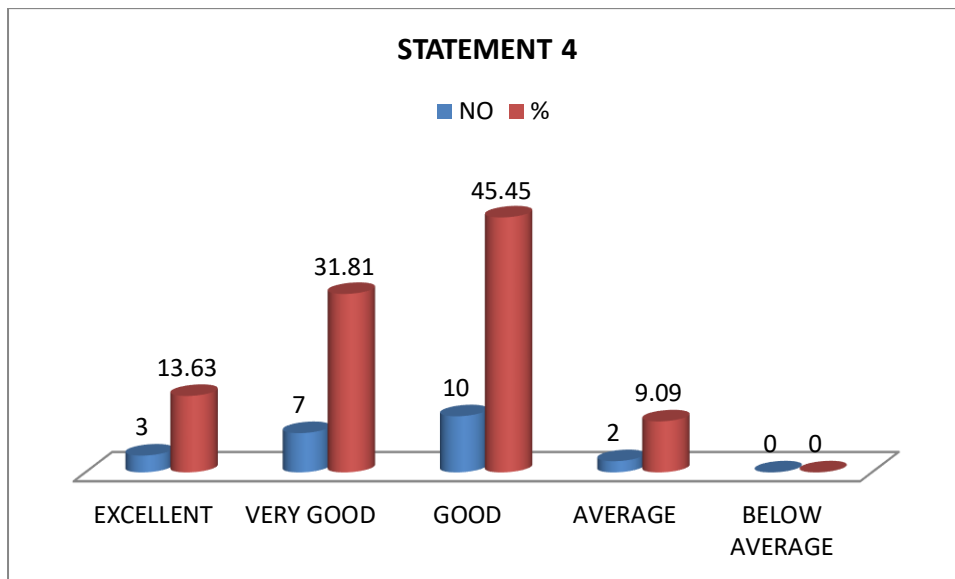


INTERPRETATION

The data provided seems to represent the assessment of a curriculum update based on a statement (Statement 3), with responses categorized into five different levels: Excellent, Very Good, Good, Average, and Below Average. Out of the total responses, 5 participants rated the update as Excellent (22.72%), 5 rated it as Very Good (22.72%), 4 as Good (18.18%), 8 as Average (36.36%), and none rated it as Below Average. This indicates a generally positive but mixed reception, with a significant portion of respondents finding the update to be Average, while no one considered it Below Average.



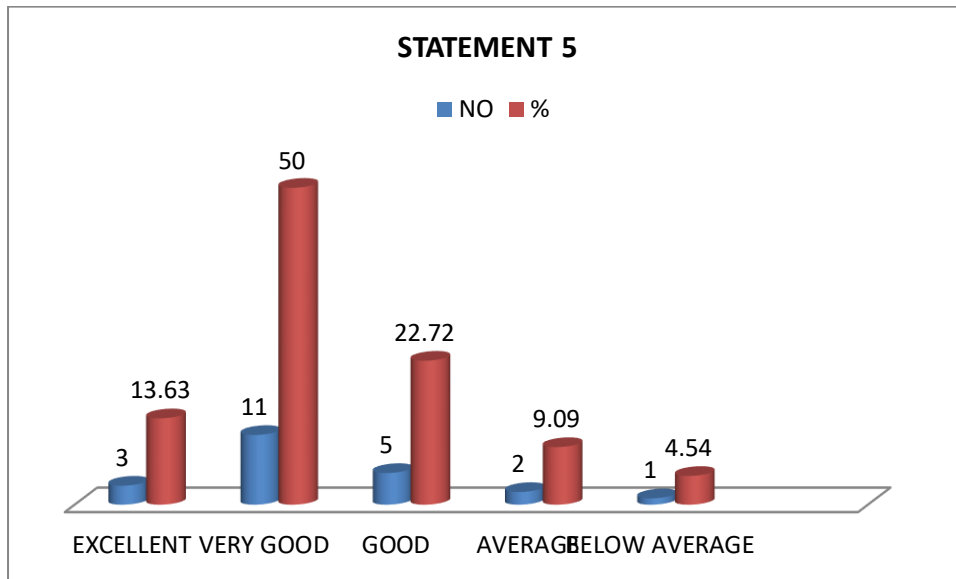
1.4 The Curriculum is as per the need of the students



INTERPRETATION

The data provided reflects the evaluation of whether the curriculum meets the needs of the students (Statement 2). Out of the total responses, 3 participants rated it as Excellent (13.63%), 7 rated it as Very Good (31.81%), 10 as Good (45.45%), 2 as Average (9.09%), and none rated it as Below Average. This suggests that the majority of respondents believe the curriculum is suitable for the students, with most ratings falling under the categories of "Good" and "Very Good," indicating a positive overall perception.

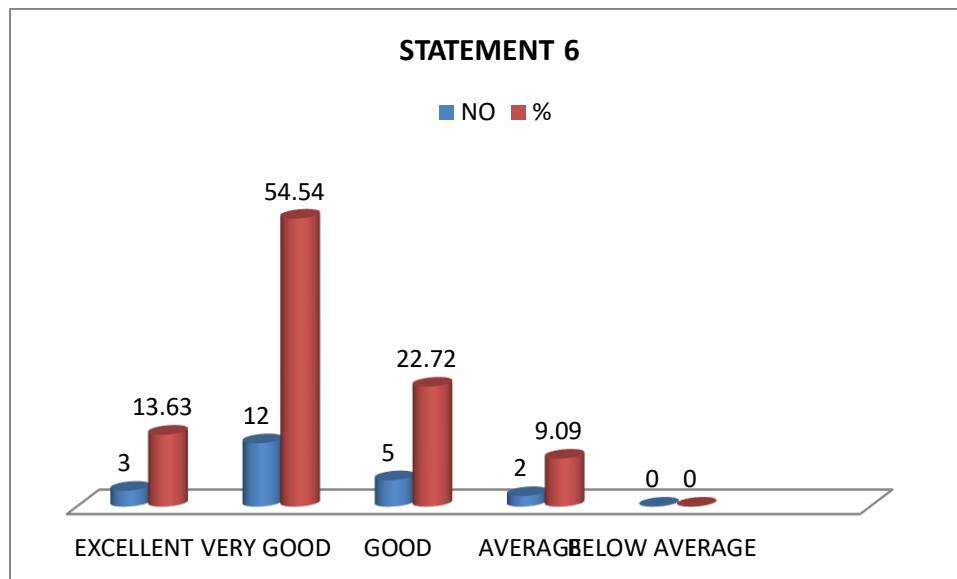
1.5 Curriculum and research



INTERPRETATION

The data for Statement 5, which assesses the relationship between the curriculum and research, shows varied responses. Out of the total participants, 3 rated it as Excellent (13.63%), 11 as Very Good (50%), 5 as Good (22.72%), 2 as Average (9.09%), and 1 as Below Average (4.54%). This indicates that most respondents feel the curriculum aligns well with research, with half of the responses falling in the "Very Good" category, suggesting a strong positive perception. However, a small percentage of participants rated it as Average or Below Average, reflecting some areas for improvement.

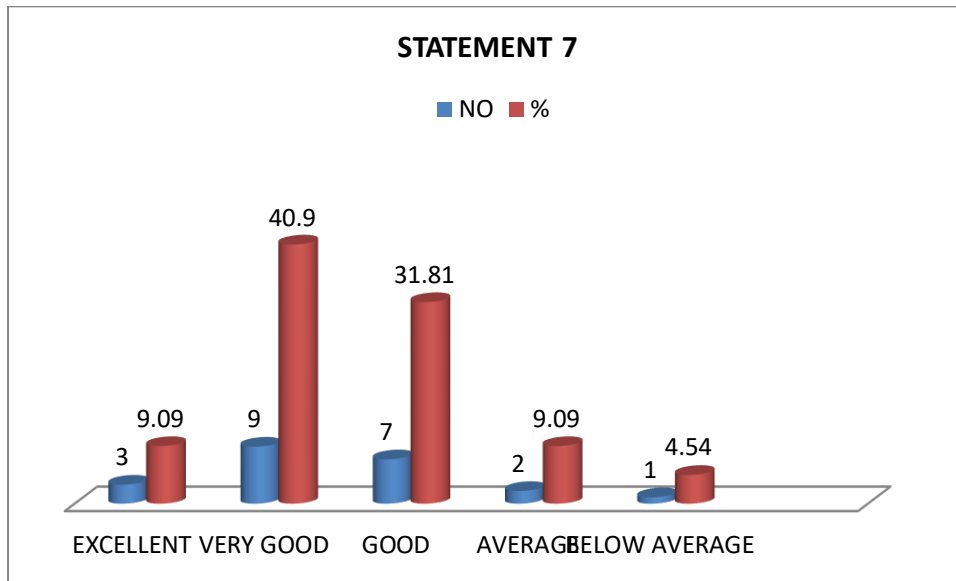
1.6 Curriculum and self-learning



INTERPRETATION

The data for Statement 6, which evaluates the curriculum's impact on self-learning, shows a positive trend. Out of the total responses, 3 rated it as Excellent (13.63%), 12 as Very Good (54.54%), 5 as Good (22.72%), and 2 as Average (9.09%), with no responses in the Below Average category. This suggests that most respondents believe the curriculum strongly supports self-learning, with the majority rating it as "Very Good." However, there is still a small portion who find it only "Good" or "Average," indicating some room for improvement.

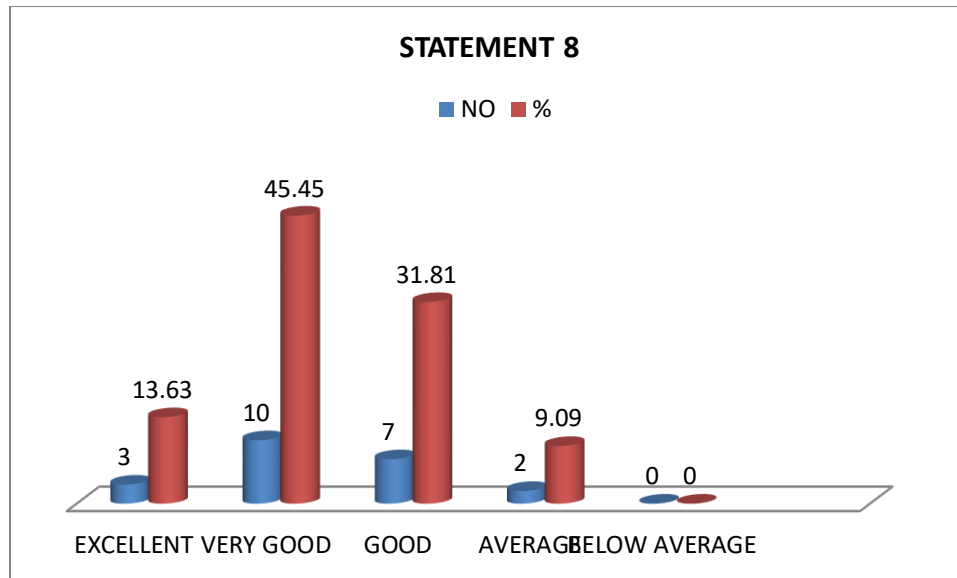
1.7 Curriculum Revision



INTERPRETATION

The data for Statement 7, which assesses the curriculum revision, shows a generally favorable response. Out of the total participants, 3 rated it as Excellent (9.09%), 9 as Very Good (40.9%), 7 as Good (31.81%), 2 as Average (9.09%), and 1 as Below Average (4.54%). This indicates that most respondents view the curriculum revision positively, with the majority rating it as "Very Good" or "Good." However, a small number of participants rated it as Average or Below Average, suggesting there are areas where the revision could be improved.

1.8 Evaluation and improvement of the students



INTERPRETATION

The data for Statement 8, which evaluates the improvement of students, shows a positive overall response. Out of the total participants, 3 rated it as Excellent (13.63%), 10 as Very Good (45.45%), 7 as Good (31.81%), and 2 as Average (9.09%), with no responses in the Below Average category. This suggests that most respondents believe there is significant improvement in students, with the majority rating it as "Very Good." However, a small portion of participants rated it as Average, indicating that there may still be areas for further enhancement.

Action Taken Report on Teachers' Feedback on Curriculum 2023-24

1. **Objective and Modules of the Syllabus:**

- The curriculum committee will review the syllabus objectives to ensure they align with contemporary teaching needs and explore ways to enhance clarity and depth for better student knowledge delivery.

2. **Content of the Syllabus and Employability Skills:**

- The curriculum will be evaluated to include more practical skills and real-world applications, ensuring it meets employability demands.

3. **Curriculum Update and Timely Revision:**

- The committee will expedite and streamline the process of curriculum revisions to address the evolving needs of the field and ensure timely updates.

4. **Curriculum as per Students' Needs:**

- Further adjustments will be made to ensure that the curriculum is fully aligned with students' academic and career needs, focusing on enhancing flexibility.

5. **Opportunities for Research and Project Activities:**

- More opportunities for research and project-based learning will be integrated into the curriculum, especially focusing on enhancing student involvement and faculty participation.

6. **Self-Learning Potential:**

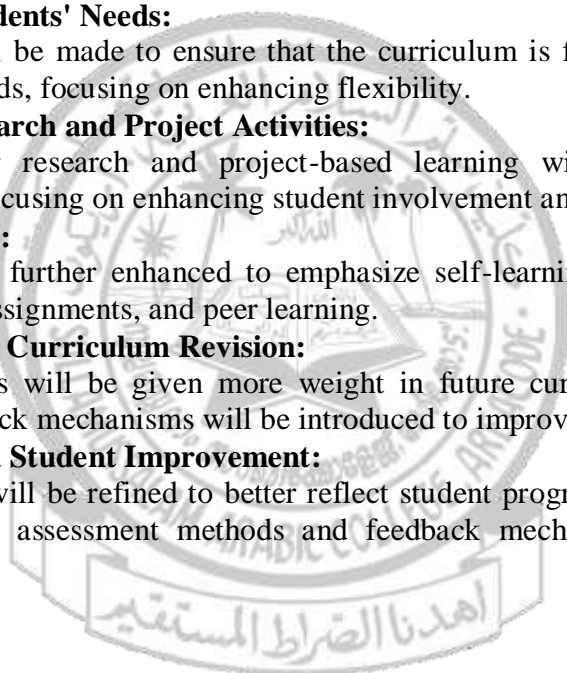
- The curriculum will be further enhanced to emphasize self-learning components like digital resources, open-ended assignments, and peer learning.

7. **Faculty Involvement in Curriculum Revision:**

- Faculty members' inputs will be given more weight in future curriculum revisions. Regular consultations and feedback mechanisms will be introduced to improve participation.

8. **Evaluation Process and Student Improvement:**

- The evaluation system will be refined to better reflect student progress and improvement. This includes exploring new assessment methods and feedback mechanisms to support holistic development.



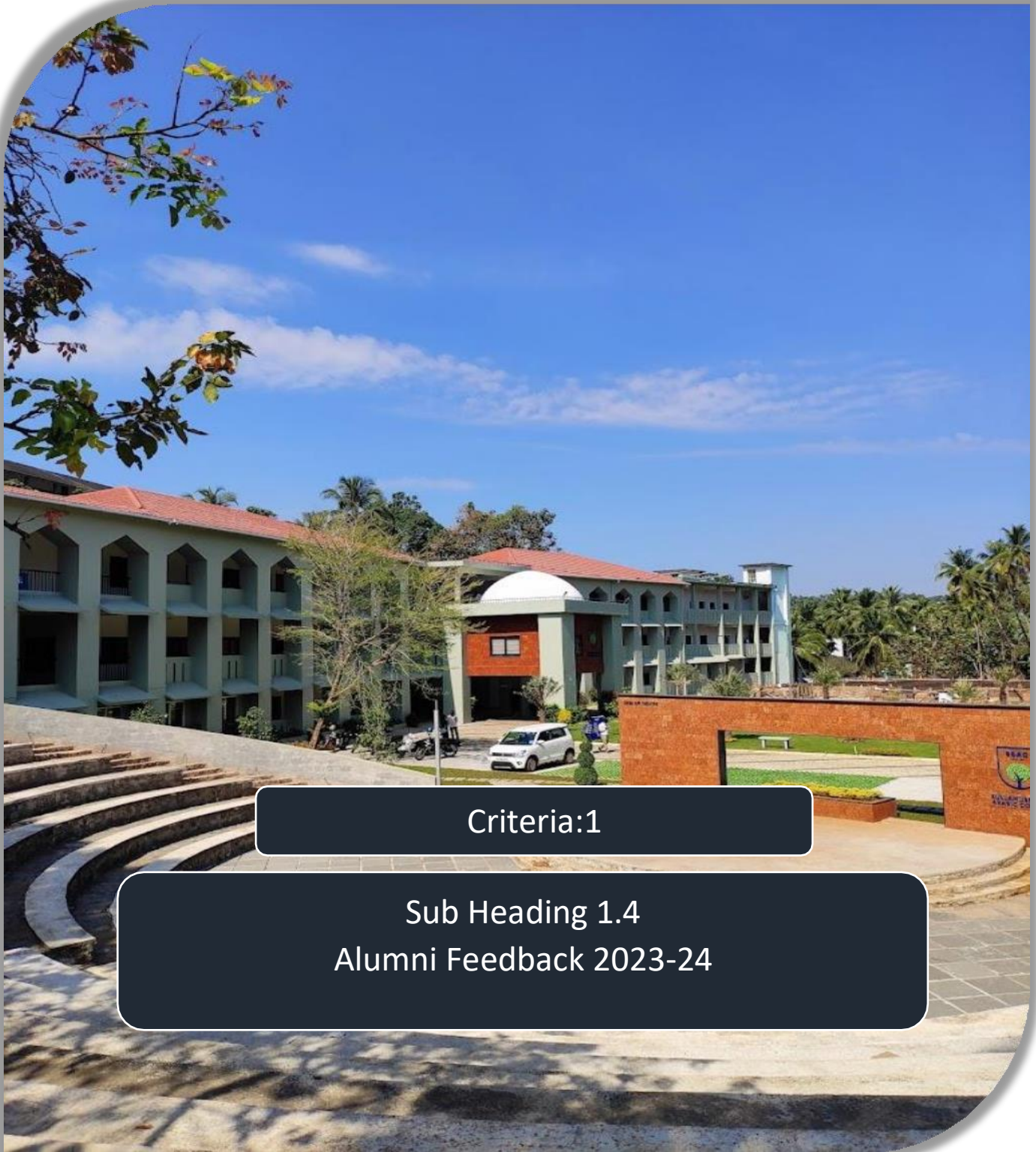
Sullamussalam Arabic College, Areekode

Aided by Govt. of Kerala, Affiliated to University of Calicut Areekode, Malappuram, Kerala, 673639, 04832960236,
sullamareakode@gmail.com Recognized and Aided by the Govt of Kerala Affiliated to the University of Calicut Accredited
by the NAAC with B++ Grade 3.00 CGPA in the First Cycle

www.ssac.ac.in | sullamareakode@gmail.com | 04832960236



SULLAMUSSALAM
ARABIC COLLEGE



Criteria:1

Sub Heading 1.4
Alumni Feedback 2023-24

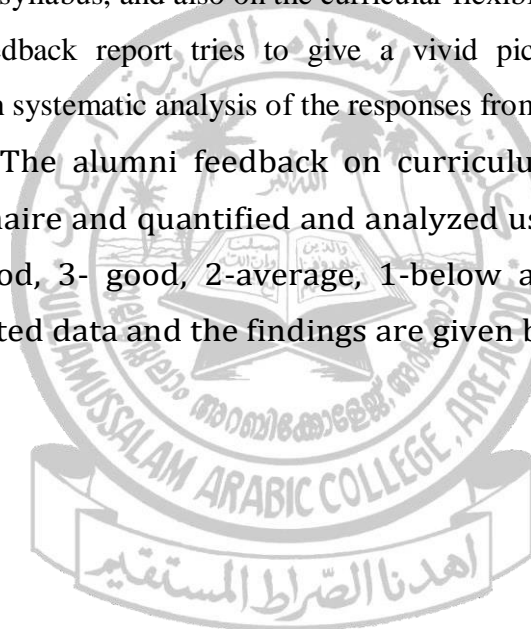
Submitted to:
THE NATIONAL ASSESSMENT AND ACCREDITATION COUNCIL (NAAC)

ALUMNI FEEDBACK REPORT 2023-24

The Internal Quality Assurance Cell (IQAC) of the Sullamussalam Arabic College, in Association with Alumni Associations of the college collects alumni feedback on curriculum through online methods. Usually it is taken when various alumni associations conducts alumni meets in the college. The College and IQAC decided to collect the alumni feedback with the help of google form. A well-structured questionnaire is prepared and convert to Google for and send to all alumni members. Generally the questions are related to syllabus and effectiveness of syllabus, employability and standard of syllabus etc. The respondents are given opportunity to rate the syllabus and the effect of curriculum in their job and real life. It tries to evaluate the contribution of the college in their overall personality development, career orientation of the syllabus, and also on the curricular flexibility to adapt to their job.

This alumni feedback report tries to give a vivid picture regarding the alumni feedback system through systematic analysis of the responses from alumni.

About the Survey. The alumni feedback on curriculum is collected through structured questionnaire and quantified and analyzed using five-point scales(5-excellent, 4-very good, 3- good, 2-average, 1-below average). The model of questionnaire, collected data and the findings are given below.



Model of questionnaire



Sullamussalam Arabic College, Areacode

Areacode(PO)-673639, Malappuram, Kerala 04832850236.ssac.ac.in
sullamareacode@gmail.com. Recognized and Aided by the Govt. of
 Kerala (Affiliated to the University of Calicut)

Rate your satisfaction based on your experience in the curriculum of the college in the below column. Your feedback will help our college to evaluate the service it provide to students and area that need improvement for the quality of teaching and learning experience in the college

Name :

Department :

Academic Year :

Mobile No and E-mail ID :

ALUMNI FEEDBACK ON CURRICULUM 2023-24

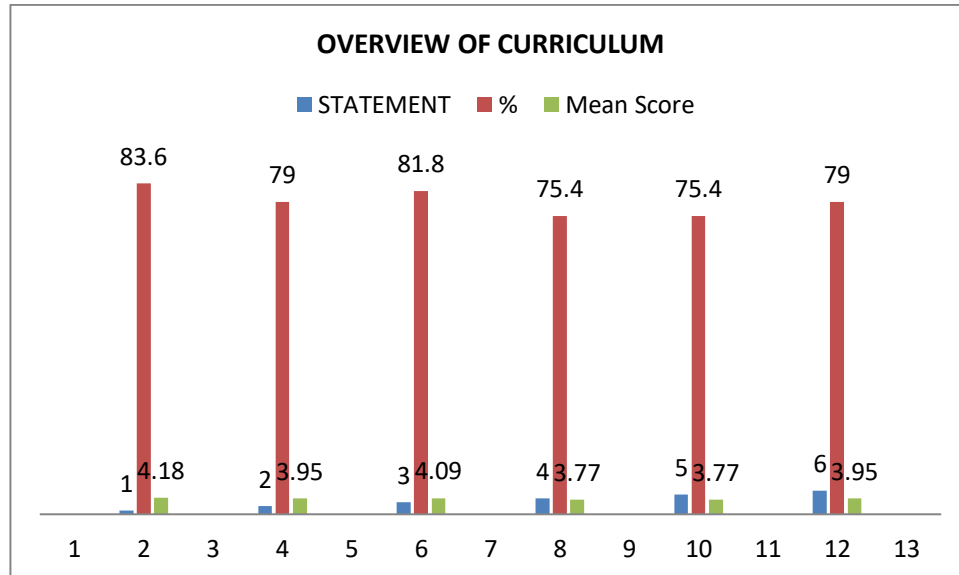
SI No.	Statement	Excellent (5)	Very Good (4)	Good (3)	Average(2)	Below Average(1)
1	How do you rate the curriculum during your terms in the college					
2	How do you rate the updation and revision of the curriculum					
3	How do you rate the relevance of Your degree in your current education and job					
4	How do you rate the curriculum in terms of global standards?					
5	Rate weather the experience gained through projects/ internship/certifications facilitated more employability skills / communication skills confidence in you					
6	How do you rate the learning experience in terms of its relevance to the real-life application					

Name

Signature

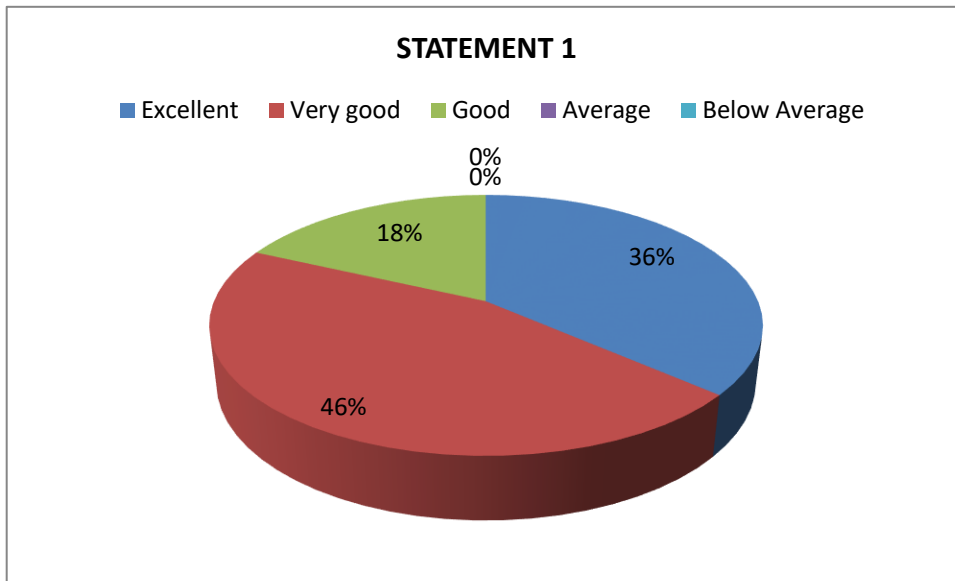
SULLAMUSSALAM ARABIC COLLEGE, AREEKODE										
ALUMNI FEEDBACK ON CURRICULUM 2023-24										
Sl. No	Statement		Excellent	Very Good	Good	Average	Below average	%	Mean Score	N
1	How do you rate the curriculum during your terms in the college	N	8	10	4	0	0	83.6	4.18	22
		%	36.36	45.45	18.18	0	0			
2	How do you rate the up dation and revision of the curriculum	N	6	9	7	0	0	79	3.95	22
		%	27.27	40.9	31.81	0	0			
3	How do you rate the relevance of your degree in your current education and job	N	12	4	3	2	1	81.8	4.09	22
		%	54.54	18.18	13.63	9.09	4.54			
4	How do you rate the curriculum in terms of global standards?	N	5	9	6	2	0	75.4	3.77	22
		%	22.72	40.9	27.27	9.09	0			
5	Rate weather the experience gained through projects/ internship/certifications facilitated more employability skills /communication skills confidence in you	N	6	8	6	1	1	75.4	3.77	22
		%	27.27	36.36	27.27	4.54	4.54			
6	How do you rate the learning experience in terms of its relevance to the real-life application	N	8	6	7	1	0	79	3.95	22
		%	36.36	27.27	31.81	4.54	0			

Figure1:Overview of curriculum



INTERPRETATION

The alumni feedback on the curriculum for 2023-24 shows positive responses across the board, with percentages ranging from 75.4% to 83.6%. The highest percentage, 83.6%, reflects strong approval of the curriculum. The mean scores, which range from 3.77 to 4.18, further support this, indicating that alumni generally rate the curriculum positively. The mean score of 4.18 suggests that the curriculum is perceived as effective and well-received, although there are slight variations in satisfaction levels across different areas. Overall, the feedback indicates that the curriculum is seen as strong but could still benefit from minor improvements in specific areas.

Figure1.1: Students rate on Curriculum

INTERPRETATION

The data shows the distribution of ratings, with most responses being positive. There were 8 responses for "Excellent," 10 for "Very good," and 4 for "Good." No one selected "Average" or "Below Average," indicating that all responses were either positive or neutral. This suggests that the majority of participants had a favorable opinion of the subject, with only a small number rating it as "Good."

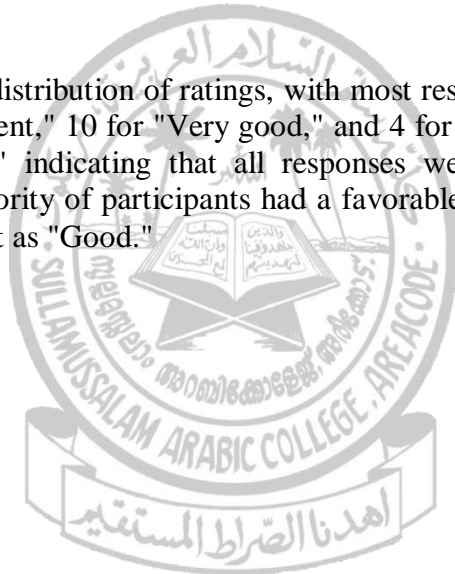
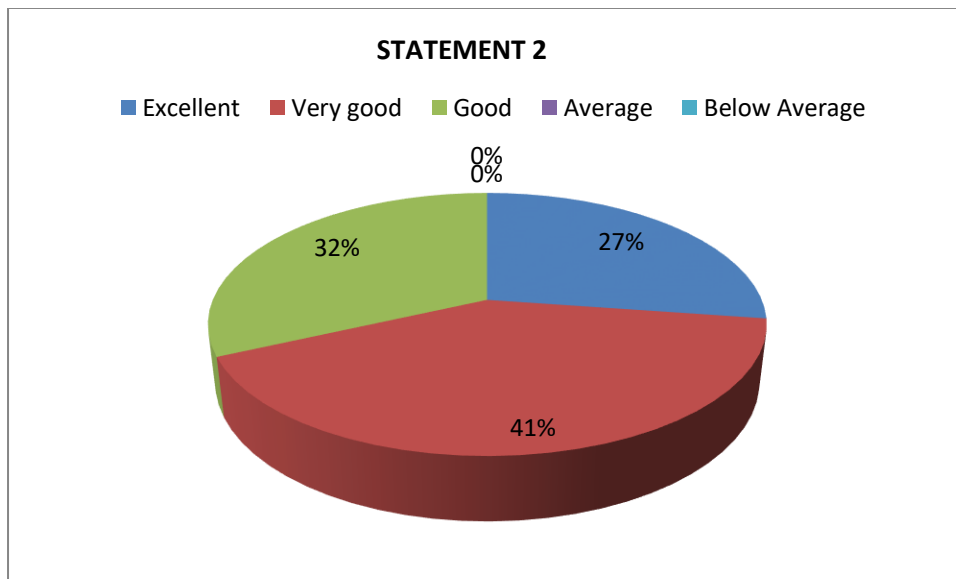
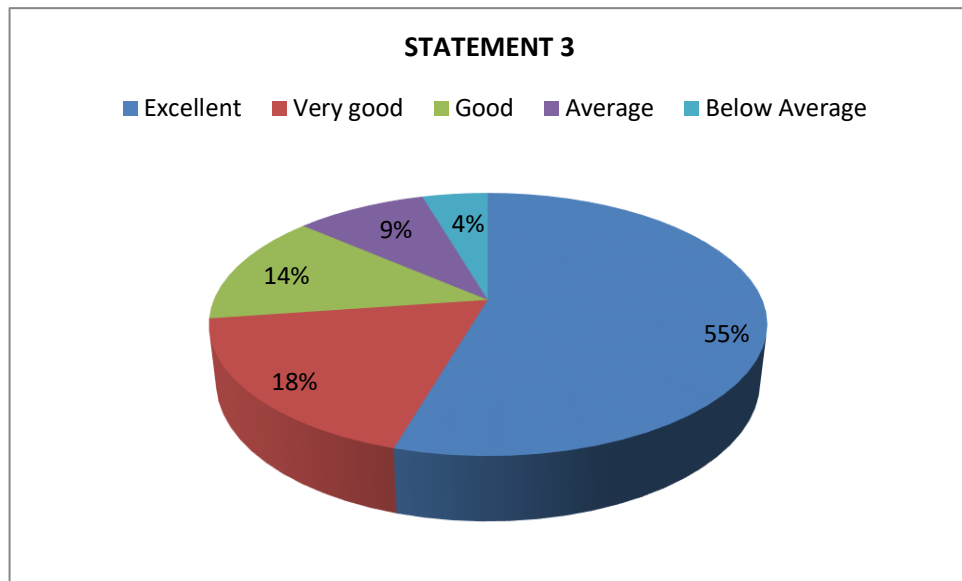


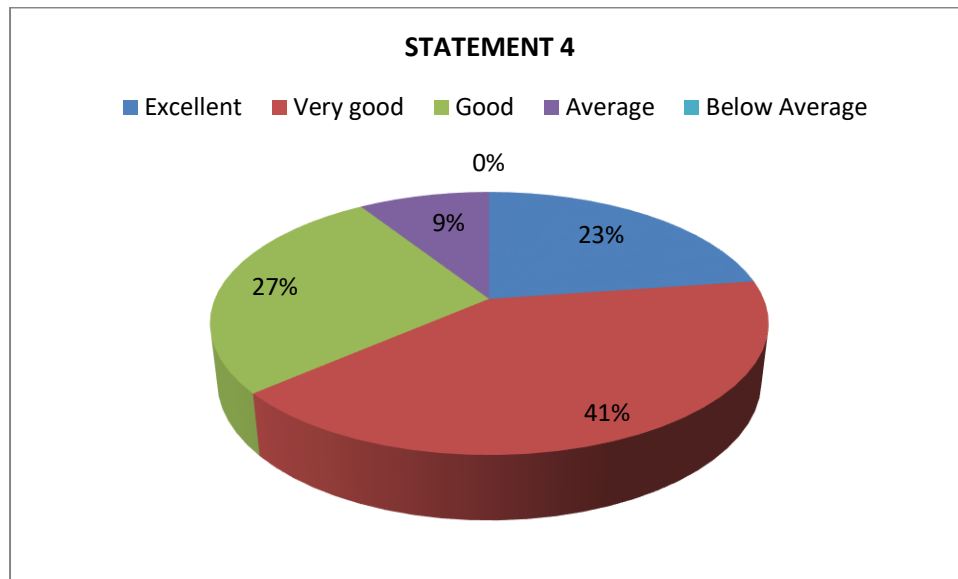
Figure1.2: Curriculum Updating

INTERPRETATION

The data shows a small number of responses, with most participants rating the subject positively. There were 6 responses for "Excellent," 9 for "Very good," and 7 for "Good." No one selected "Average" or "Below Average," indicating that all feedback was either positive or neutral. This suggests that the overall opinion of the subject was favorable, with no dissatisfaction expressed.

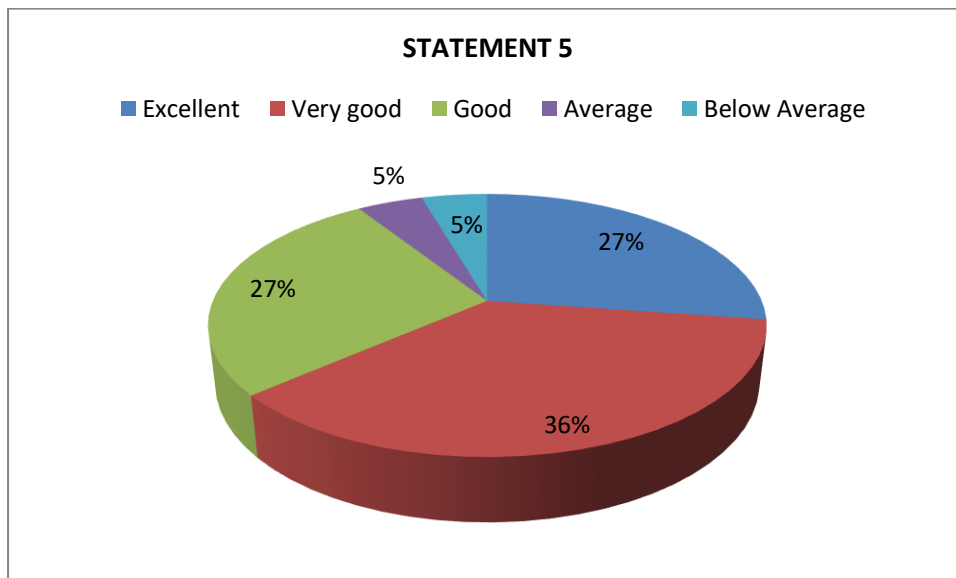
Figure1.3. Curriculum and Job Orientation**INTERPRETATION**

The data shows a mix of ratings, with the highest number of responses in the "Excellent" category, which received 12 votes. "Very good" had 4 responses, while "Good" received 3, "Average" had 2, and only 1 response was rated as "Below Average." This indicates that the majority of respondents had a positive view, though there were a few who rated the subject less favorably. Overall, the feedback is mostly positive, with only a small portion expressing dissatisfaction or neutrality.

Figure1.4: Curriculum and Global Standard

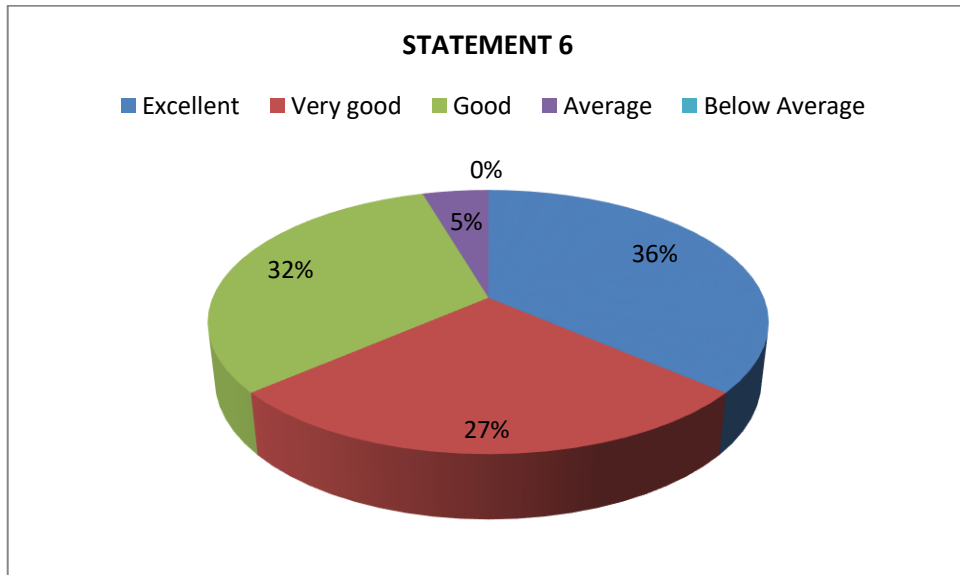
INTERPRETATION

The data shows the distribution of ratings, with most responses being positive. There were 8 responses for "Excellent," 10 for "Very good," and 4 for "Good." No one selected "Average" or "Below Average," indicating that all responses were either positive or neutral. This suggests that the majority of participants had a favorable opinion of the subject, with only a small number rating it as "Good."

Figure1.5: Project in the Curriculum and Employability

INTERPRETATION

The data shows a fairly balanced distribution of ratings. The "Very good" category received 8 responses, while "Excellent" and "Good" each received 6 responses. Both the "Average" and "Below Average" categories received 1 response each. This indicates that most participants gave positive feedback, with only a small number offering neutral or negative opinions. Overall, the responses suggest a generally favorable view of the subject.

Figure 1.6:Rate of learning experience

INTERPRETATION

The data shows a relatively positive distribution of ratings. The "Excellent" category received 8 responses, "Good" had 7, and "Very good" received 6. Only 1 response was rated as "Average," and no one rated the subject as "Below Average." This suggests that most participants had a positive view of the subject, with very few expressing neutral or negative opinions. Overall, the feedback is generally favorable.

Action taken Report

- The overall positive feedback suggests that the curriculum is strong, but continuous review will be conducted to ensure it remains relevant and up-to-date. The feedback will be used to maintain strengths while exploring opportunities to enhance specific areas.
- An action plan will be implemented to focus on more frequent curriculum reviews and updates. Stakeholder inputs (including faculty and industry experts) will be incorporated into future revisions to make the curriculum more dynamic and adaptable to industry needs.
- Efforts will be made to continue aligning the curriculum with emerging trends in education and employment. Further feedback from alumni and industry experts will be sought to enhance the applicability of the degree program.
- A review of global best practices in curriculum development will be conducted, and the integration of international standards will be explored. Faculty members will receive training on how to incorporate global perspectives into the curriculum.
- The institution will work on strengthening the partnership with industry for internships and certifications. Enhanced training opportunities, including communication and soft skills workshops, will be offered to improve employability outcomes for students.
- Efforts will continue to ensure the curriculum remains aligned with real-life applications. More case studies, industry collaborations, and hands-on learning experiences will be integrated into the curriculum to enhance practical skills.


Sullamussalam Arabic College, Areekode

Aided by Govt. of Kerala, Affiliated to University of Calicut Areekode, Malappuram, Kerala, 673639 ,0483 2960236,
sullamareakode@gmail.com Recognized and Aided by the Govt of Kerala Affiliated to the University of Calicut
Accredited by the NAAC with B++ Grade 3.00 CGPA in the First Cycle

www.ssac.ac.in | sullamareacode@gmail.com | 0483 296 02 36



SULLAMUSSALAM
ARABIC COLLEGE



Criteria: 1


Sub Heading 1.4
Employer's Feedback 2023-24

Submitted to:

EMPLOYERS FEEDBACK REPORT 2023-24

The Internal Quality Assurance Cell (IQAC) of the Sullamussalam Arabic College collects alumni feedback on curriculum from employers. Generally, the questions are related to the curriculum and how it helped the students to do their work efficiently. The employers are given opportunity to rate the syllabus and the effect of curriculum in their job.

About the Survey. The employers feedback on curriculum is collected through structured questionnaire and quantified and analyzed using five-point scales (5- excellent, 4-very good, 3- good, 2-Average, 1-Below Average). The model of questionnaire, collected data and the findings are given below





Sullamussalam Arabic College, Areacode

(PO)- 673639, Malappuram, Kerala 0483 2850236. ssac.ac.in

sullamareacode@gmail.com. Recognized and Aided by the Govt. of Kerala
(Affiliated to the University of Calicut)

Model of questionnaire

Rate your satisfaction based on your experience in the curriculum of the college in the below column. Your feedback will help our college to evaluate the service it provides to students and area that need improvement for the quality of teaching and learning experience in the college

Name of the Employer :

Designation of the Employer :

Name of the Employee :

Mobile Number and E-Mail ID :

EMPLOYERS FEEDBACK ON CURRICULUM 2023-						
24						
SI No.	Statement	Excellent (5)	Very Good (4)	Good (3)	Average (2)	Below Average (1)
1	General Communication Skills					
2	Working as part of a team					
3	Creative in response to Work place challenges					
4	Self-motivated and talking on appropriate level of responsibility					
5	Open to new ideas and learning new technique					
6	Relationship with/ Senior/ peers/Subordinate					
7	Ability to take up extra responsibilities					
8	Planning and organization skills					

Name

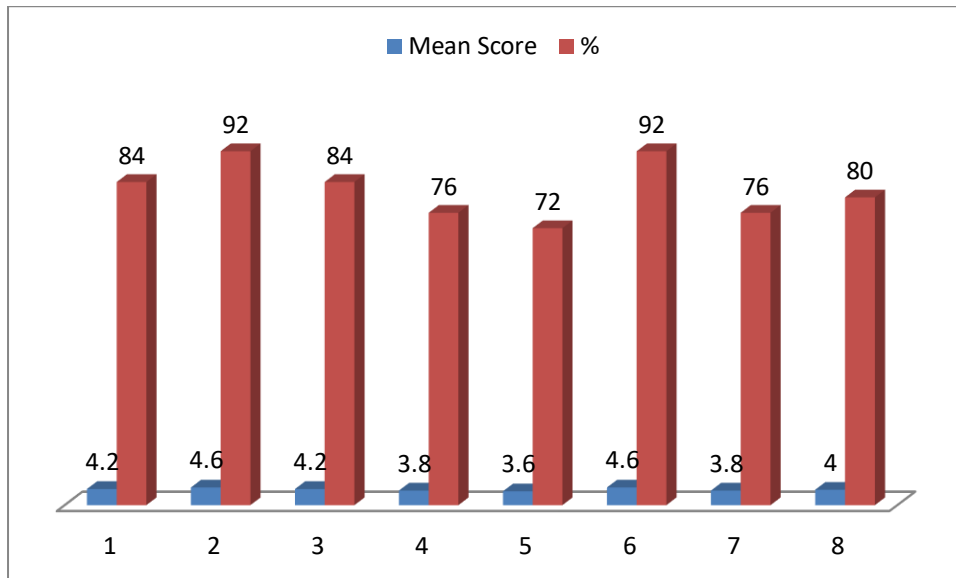
Signature

SULLAMUSSALAM ARABIC COLLEGE, AREACODE

EMPLOYER'S FEEDBACK ON CURRICULUM 2023-24

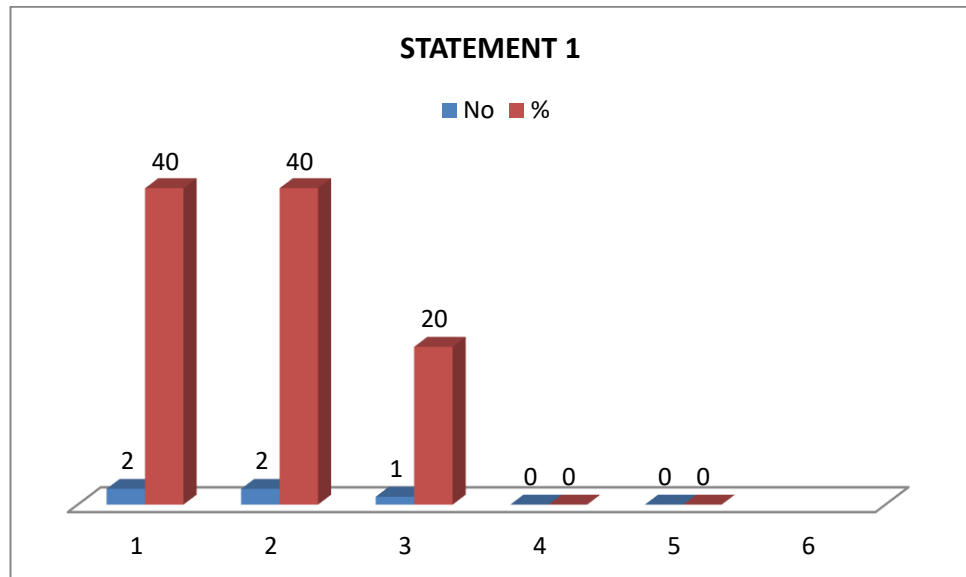
SI NO	Statement		Excellent	Very Good	Good	Average	Below average	%	Mean Score	N
1	General Communication Skills	N	2	2	1	0	0	84	4.2	5
		%	40	40	20	0	0			
2	Working as part of a team	N	4	0	1	0	0	92	4.6	5
		%	80	0	20	0	0			
3	Creative In response to Work place challenges	N	2	2	1	0	0	84	4.2	5
		%	40	40	20	0	0			
4	Self motivated and talking on appropriate	N	2	0	3	0	0	76	3.8	5
		%	40	0	60	0	0			
5	Open to new ideas and learning new technique	N	2	0	2	1	0	72	3.6	5
		%	40	0	40	20	0			
6	Relationship with/ Senior/ peers/Subordinate	N	4	0	1	0	0	92	4.6	5
		%	80	0	20	0	0			
7	Ability to take up extra responsibilities	N	2	1	1	1	0	76	3.8	5
		%	40	20	20	20	0			
8	Planning and organisation skills	N	2	2	0	1	0	80	4	5
		%	40	40	0	20	0			

Figure 1: An Overview Feedback analysis



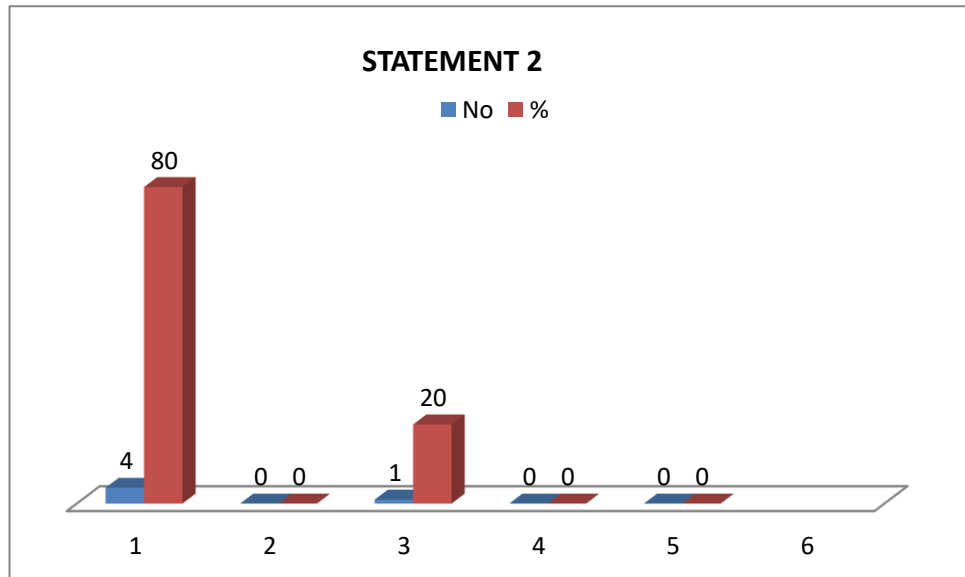
INTERPRETATION

The employer feedback suggests a generally positive response, with most ratings being above average. The mean scores range from 3.6 to 4.6, indicating that the employees are performing well, although there are areas that may need improvement. Specifically, scores of 4.6 for statements 2 and 6 show high satisfaction, while statements 4 and 5 received slightly lower scores (3.8 and 3.6, respectively), suggesting that there may be some concerns in those areas. The percentage scores reflect that a majority of respondents, ranging from 72% to 92%, gave positive feedback across the different statements.

Figure 1.1 General Communication Skills**INTERPRETATION**

The feedback for Statement 1 is very positive, with the majority of respondents rating it highly. Forty percent of respondents considered it "Excellent" and another 40% rated it as "Very Good." Additionally, 20% gave it a "Good" rating, while there were no responses in the "Average" or "Below Average" categories. This suggests that most people were satisfied with the performance or outcome described in Statement 1.

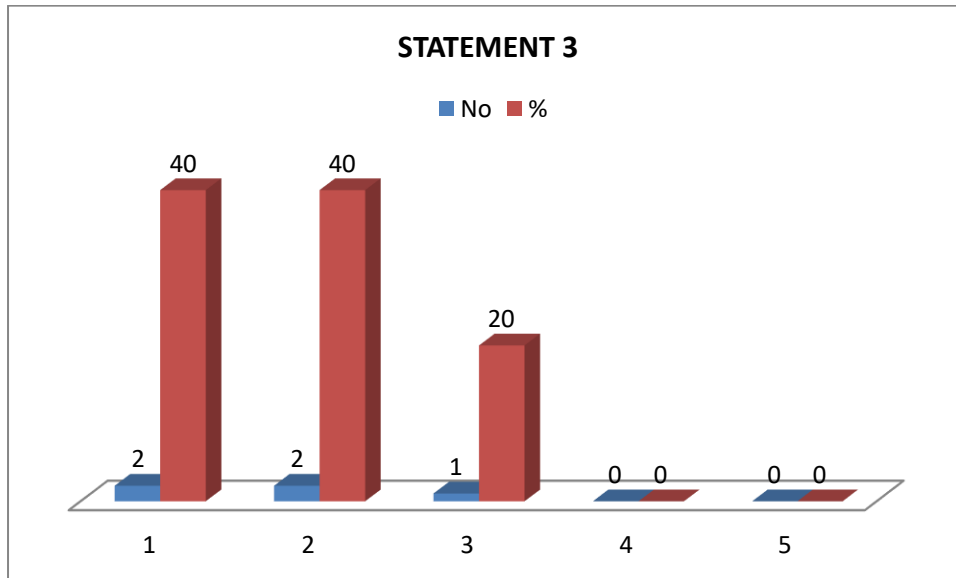
Figure 1.2 Working as a part of team



INTERPRETATION

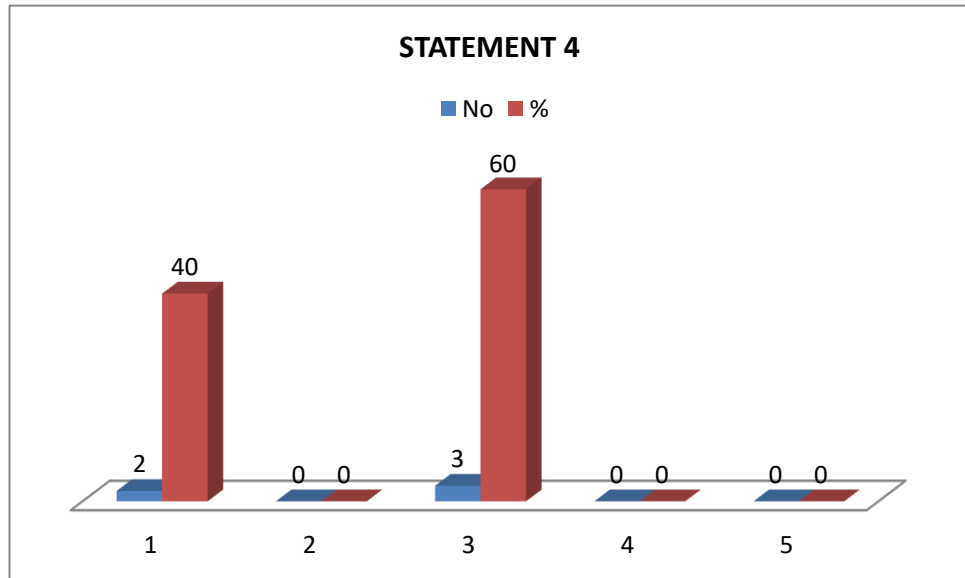
The feedback for Statement 2 is overwhelmingly positive, with 80% of respondents rating it as "Excellent." Additionally, 20% rated it as "Good," while no respondents selected "Very Good," "Average," or "Below Average." This indicates a strong level of satisfaction, with most people feeling highly positive about the aspect described in Statement 2.

Figure 1.3 Creative in response to work place Challenge



INTERPRETATION

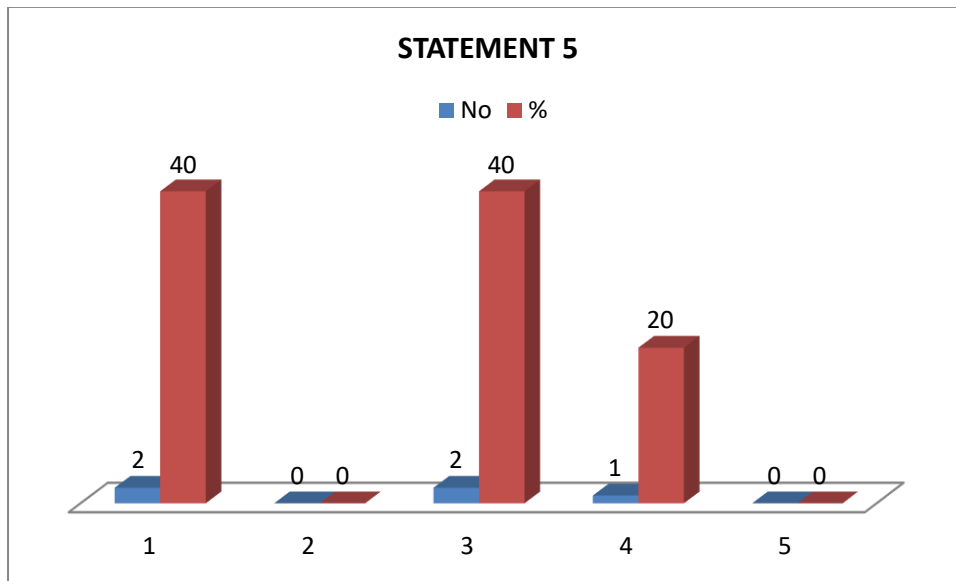
The feedback for this statement is mostly positive, with 40% of respondents rating it as "Excellent" and another 40% marking it as "Very Good." Additionally, 20% of respondents considered it "Good," while there were no ratings for "Average" or "Below Average." This shows that most people had a favorable view of the aspect being evaluated, with only a small percentage indicating it was just "Good."

Figure 1.4 Self motivated

INTERPRETATION

The feedback for Statement 4 indicates that 40% of respondents rated it as "Excellent," while 60% considered it "Good." No respondents selected "Very Good," "Average," or "Below Average." This suggests that while most people found it satisfactory, with a majority rating it as "Good," there is still a positive level of approval overall.

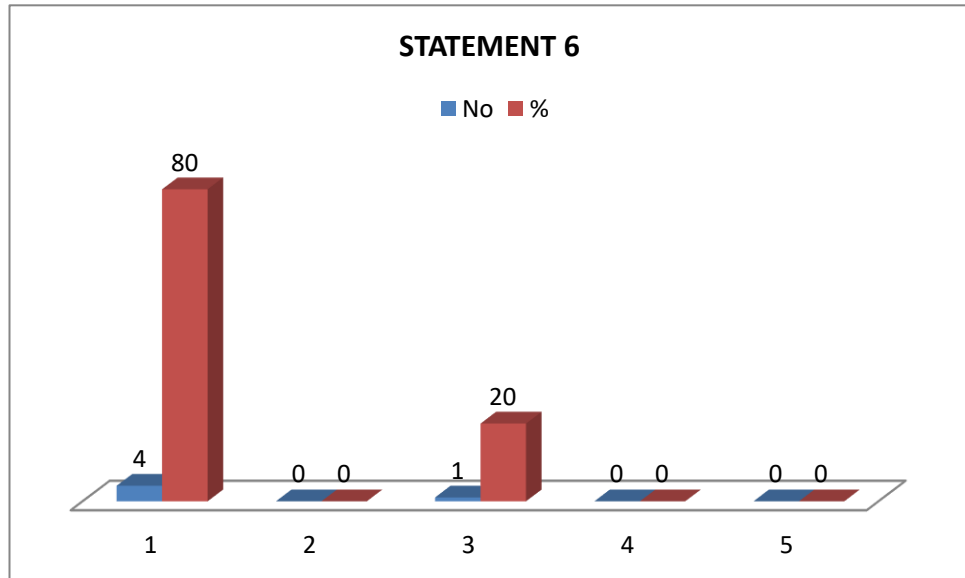
Figure 1.5 Open new ideas and learning new technique



INTERPRETATION

The feedback for Statement 5 shows mixed but mostly positive responses. Forty percent of respondents rated it as "Excellent," while 40% gave it a "Good" rating. Additionally, 20% selected "Average," and no respondents chose "Very Good" or "Below Average." This suggests that while the statement was generally well-received, there is some room for improvement, as a portion of respondents felt it was only "Average."

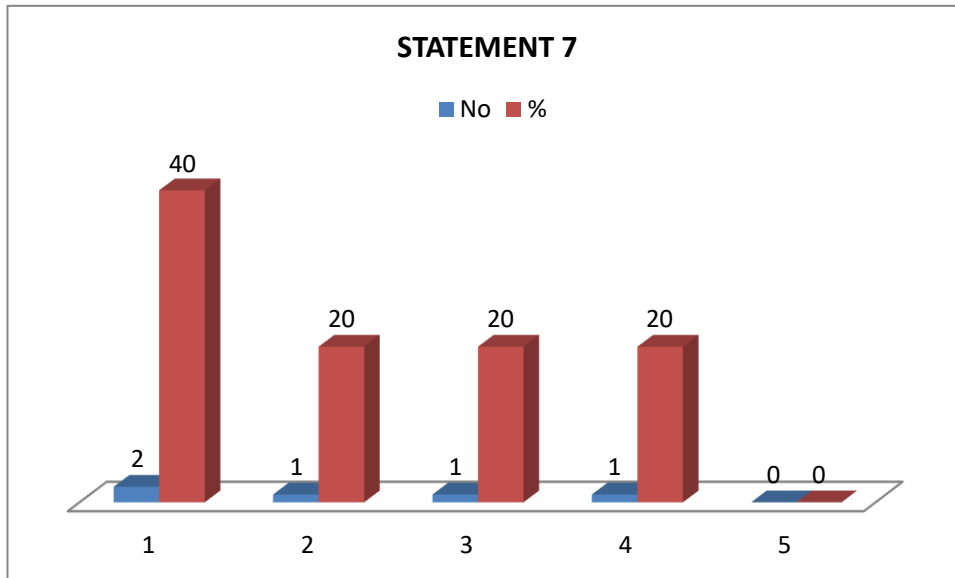
Figure 1.6 Relationship with senior or others



INTERPRETATION

The feedback for Statement 6 is very positive, with 80% of respondents rating it as "Excellent" and 20% marking it as "Good." No respondents selected "Very Good," "Average," or "Below Average." This indicates strong satisfaction with the statement, with the majority considering it excellent and only a small portion rating it as good.

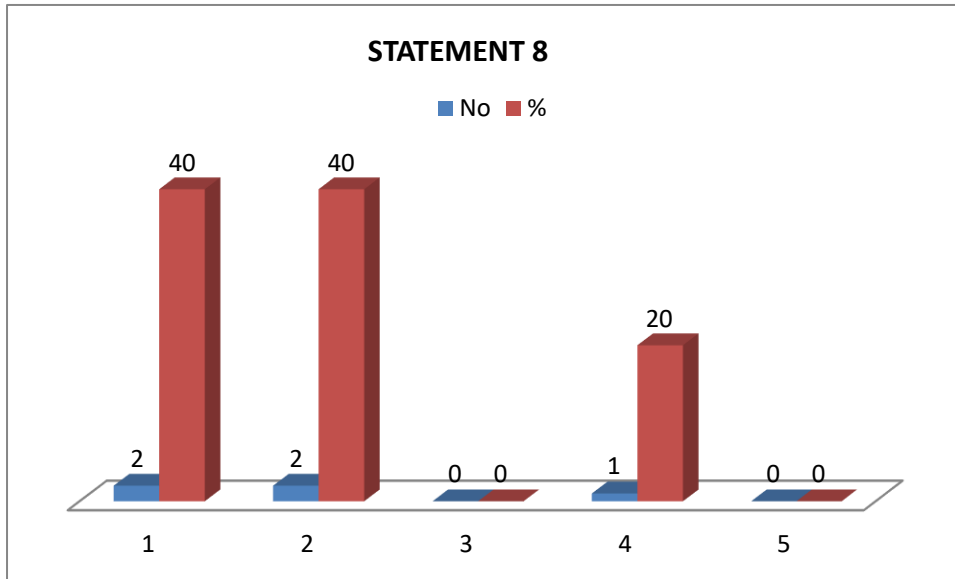
Figure 1.7 Ability to take up extra responsibilities



INTERPRETATION

The feedback for Statement 7 shows a varied response. Forty percent of respondents rated it as "Excellent," while 20% gave it a "Very Good," "Good," and "Average" rating, respectively. No respondents chose "Below Average." This suggests that while there is some positive feedback, the responses are more mixed, with a portion of respondents feeling it was only "Average" or "Good."

1.8 Planning and Organization Skills



INTERPRETATION

The feedback for Statement 8 is generally positive, with 40% of respondents rating it as "Excellent" and another 40% selecting "Very Good." Additionally, 20% rated it as "Average," while no respondents chose "Good" or "Below Average." This indicates that most people had a favorable view of the statement, although a small portion felt it was only "Average."

Action Taken Report

1. **Enhance Self-Motivation and Proactively:**
 - Develop training sessions focusing on self-management, time management, and initiative-taking to foster greater self-motivation.
 - Introduce assignments that require students to take charge of projects or tasks independently.
2. **Encourage Openness to New Ideas and Techniques:**
 - Organize workshops and seminars on innovation and adaptability in the workplace.
 - Incorporate case studies and real-life scenarios into the curriculum where students are challenged to apply new techniques.
3. **Improve Responsibility-taking:**
 - Introduce more leadership opportunities in extracurricular activities or group projects to encourage students to take on more responsibility.
 - Provide mentorship and feedback to help students identify areas where they can step up and take ownership.
4. **Further Strengthen Communication and Teamwork:**
 - Given the high ratings in communication and teamwork, these areas should be further emphasized. Group projects, peer reviews, and communication workshops can be expanded to enhance these skills.
5. **Continue Fostering Creative Problem-Solving:**
 - Since creativity in response to workplace challenges has received a good rating, consider introducing more practical problem-solving tasks within the curriculum.